

Part I

God's Wonderful World

Lesson 1: The Moon (The Light in the Night)

Dear Teacher:

This is the first of five lessons addressing "God's Wonderful World." We begin with God's work in creating the world as a gift to us. Children of this age are thinking in concrete terms. For this reason, they will enjoy lessons that discuss things they see in nature and in their everyday lives. Whenever possible, bring in pictures and books that will help to supplement the topic in the curriculum. For the phases of the moon, you might wish to consult www.harcourtschool.com/activity/moon_phases or other websites if you have access to the internet.

Review the entire story of creation, so that you can appreciate the significance of each day and the overall harmony between all of creation. The moon has no light of its own, but rather reflects light from the sun. This intricate way of spreading light during the night is an example of the intricacy and resourcefulness of an all-knowing God. *May God bless your teaching and enrich your own faith as well.*

Lesson Theme: God's Creation

Aim: To teach the child to be thankful to God for providing light at night – the Moon.

Values for Life

1. God is the creator of everything.
2. The moon was created to give us light at night.
3. We must be grateful to God for these precious gifts.

Bible Reading: Genesis 1:14-19; Psalm 148:13

Bible Learning: Main Ideas

Once there were no stars, no moon, and no sun - not even an EARTH. There was not even a twinkle of light. All was dark - so dark you could almost FEEL it, except there was nothing to FEEL either. All was empty space - SO empty that there was not one thing that could bump into another thing. So empty that not even one SOUND could be heard, not even a whisper. Because no one was out there except GOD. THAT'S when it all began - a long, LONG time ago.

The Bible tells us, *"In the beginning God created the heaven and the earth,"* and this is exactly how He did it.

The first sound that was ever heard was when God opened his mouth on that first day and said, "*LET THERE BE LIGHT.*" As soon as He spoke those words, there was a bright flash and all the darkness fled away into a corner. God saw how good it was. It made Him VERY happy But God was not finished. He decided to separate the light from the darkness, by calling the light "day" and the darkness "night." And so ended the first day.

God made the world beautiful. He decorated the sky with pretty lights. The lights are the sun, the moon and the stars. When the sun shines during the day, there is heat. However, at night, the earth becomes cool when the moon shines. The moonlight is beautiful. God made the sun and the moon on the fourth day.


The moon has no light on its own. But it reflects the light received from the sun. The Moon moves around the earth. It is like a magnet pulling that causes high tide and low tide. Some years ago, a human being went to the moon and walked on it. Many people studied and worked for a long time to figure out how to travel there. Scientists had to make special equipment for the man.

God helped human beings to know how to do it.

Preparation: Story Time

Once upon a time, there was a girl named Maria. Maria and her family left a city where the sky was filled with smoke. They moved to a city with clear skies.

Every night before bed, Maria gazed out of her bedroom window at the beautiful stars. She loved how the stars glittered. Just being able to SEE the stars - away from the city - filled her heart with wonder.



"Where did all those stars COME from? Have they BEEN there ALL this time? Why could I never SEE them before? Has the moon ALWAYS been that bright?" Questions shot through her mind like

shooting stars. Maria decided to stay up all night long. She wanted to watch the summer sun come up in the morning.

Bible Learning: Strategies & Activities

Game sheet

The moon appears in four different shapes as it goes around the earth. Sometimes it is hidden from us. Sometimes it is in the shape of a crescent. Next, it looks like a half circle. Finally, it looks like a full circle. When it is a full circle, it is called a full moon.

Pick your favorite shape of the moon. Draw a picture of the night sky with that moon. Keep in mind that the night also has stars and clouds. You may also draw animals that only come out at night.

Optional: Children might enjoy making this picture with white chalk or crayon on a black or dark blue sheet of paper. If glitter is available, children could be allowed to add glitter to the stars in the picture.

Game sheet

Each of the following Bible verses tells a word describing God, which is listed on the right side. Look up each verse and draw a line to the word on the right. Then find the characteristic in the puzzle below.

<i>Bible Verse</i>	<i>Characteristic of God</i>
Psalm 74:16	protector
Psalm 148:3-5	creator
Psalm 117:2	provider
Psalm 136:5	kind
Psalm 121:6	loving
Psalm 136:9	wise

God Is...

P G F M X W I K P
I R X K E P R I R
Z P O S A O Q N O
E P S T T Z C D V
D H U A E L F B I
P W E V X C Q E D
E R I P Q J T M E
C G N S V O L O R
I Q V Z E M P J R

CREATOR
KIND
LOVING
PROTECTOR
PROVIDER
WISE

Answer the following questions

1. What did God create on the first day?
2. On what day did God create the moon?
3. Why did God create the moon?
4. How does the moon get its light?

Activities

Activity 1:

Show illustrations of the moon's phases to review them with the children before they draw pictures. For the "hidden" moon, show a black circle on a slightly lighter background. For the "crescent" moon, show a moon that is 1/3 white and the rest dark. For the "half circle" moon, show a moon that is 1/2 white and 1/2 dark. For the "full" moon, show a moon that is all white.

These moon phases could be used instead or in addition as a game sheet, with the moon pictures in a vertical column and their names in a column to the right. Students could be instructed to draw a line from the moon phase to the name.

Activity 2:

Bring a flashlight to church, and two circular cutouts. The flashlight will function as the sun. A larger cutout will represent the earth, and a smaller one will represent the moon. By placing the earth between the sun and the moon, you can demonstrate how the different shapes of the moon come about.

Activity 3:

As students arrive, split the class into two groups. Have group one put on blind folds during the first few minutes while the teacher reads the story below. After a few minutes, remove the blind folds from group one and have group two wear them. After experimenting with both groups, use this time to discuss and reflect what they experienced with and without blind folds (light). This can be used to introduce the objectives of the lesson.

Bible Application

When you get up each morning, see if you can tell that the sun is in the sky. At night, try to find the moon and take a look at the stars. God's work is around us in everything we see and touch. Remember that God is taking care of us. Let's thank Him for that.

Life Response

Look at nature around you and thank God. In His wisdom He provides so many things that we need in order to live.

Memory Verse: Psalms 136:9

He made the moon and the stars to rule over the night; his love is eternal.

Prayer

Dear God,

Thank you for making the heavens, the earth, the sun, and the moon. When I see the moon, remind me that you also made me. You have a perfect plan for my life and me. Let me fulfill my purpose in your plan just like the moon. In Jesus' name,

Amen

Lesson 2: Water, A Blessing from God

Dear Teacher:

In this second lesson, we study God's gift of water. Discuss the different ways we use water. We use it for cooking, for cleaning our houses and our bodies, for watering our plants, and most of all for drinking. Even our bodies are mostly water!

Water has also played a big role in many Bible stories, such as the story of Moses parting the Red Sea and Jesus walking on the water. Ask the children to think of other stories where water was important. .

This might be a great opportunity to use pantomime or role-playing as an introduction to the lesson. There are International Christian organizations presently asking for donations in order to provide clean water sources for suffering people around the world. Consider taking a collection for clean water for others as a part of your lesson this week.

Lesson Theme: God's Earth

Aim: To help the children understand that God uses nature to fulfill his purpose.

Values for Life

1. Water is God's creation and gift.
2. Water is necessary for life.
3. Water is precious. Do not waste it.
4. We should thank God for the gift of water.

Bible Reading: Genesis 1:6-7, Psalms 104:10-13

Bible Learning: Main Ideas

God always knows our needs. One thing we need is water. Last week we learned that God created light on the first day. On the second day, God created water. God made water for all living things. People need water to drink, cook, and bathe. Plants need water to grow. Animals need water to drink. Some animals live in the lakes, oceans, rivers, streams and ponds. God created man to take care of His creation, including the water.

We get water when it rains. Water flows into streams and rivers. The rivers flow through the land and finally reach the ocean. Isn't it wonderful the way that God made water?

Many people in the world do not have enough water. That is why we should never waste water. We can look for ways to help those that do not have enough water. We should keep our water sources clean because they are God's precious gifts.


Bible Learning: Strategies & Activities

Answer the following questions

1. On which day did God create water?
2. Where do the streams begin?
3. Where do rivers finally end?
4. What are some ways water is used?
5. What are some ways we can save water?

Activity

Crossword Puzzle




ACROSS

2. Water is God's creation and _____.
3. The Atlantic and Pacific are examples of an _____.
4. This falls from the sky and helps the plants grow.
5. We should drink 8 glasses of this a day.

DOWN

1. The Mississippi is the longest _____ in the country.
5. Water is precious so we should not _____ it.



COPYRIGHT – WHO/P. VIROT.

Story Time

Saru and Sybil are sisters. They live in a village deep in Africa. Every morning, they take jugs from their house. They walk and they walk. It is a long way to the river. At the river, they fill their jugs with water.

Their father needs water. Their mother needs water. Baby brother needs water. Everyone in the family needs water. When the jugs are full, they are very heavy. Saru has a hard time picking up the jug by herself. Saru and Sybil help each other lift the jugs. That way they will not spill any water along the way.



Saru and Sybil carry the water home. Their family uses the water to cook, clean, and take baths. Saru and Sybil always try to bring their jugs back full of water. Saru and Sybil know that their family needs water to live.

Do you ever turn the faucet on and let the water run without using it? What would it be like if you had to fill a jug every day to bring water for your family? Remember that water is a precious gift from God.

Bible Application

Why do we need water? Can you name some uses of water? In the early days, people used to build their houses and farms near water. That way they could use the water more easily. All living things need water to survive. How do people, animals, and plants use water?

Now, we know why God has given us water. If there is no water, people, animals, and plants will starve. Without rain, there is death and damage. So water is really a blessing from God.

Can you name some stories in the Bible in which water is important?

Life Response

Each time we use water we can remember that it is a gift from God. That will help us remember not to waste it.

Memory Verse: Psalms 148:4

Praise him, you highest heavens and you waters above the skies.

Prayer

Dear God,

Thank you for giving us the gift of water. Help us to take care of your creation. In Jesus' name.

Amen

Lesson 3: Wonderful Sparrows

Dear Teacher:

Even young children worry at times. This week's lesson will help you and your students remember that God is not only the creator of all things, but also the one who cares for all creatures. Review both of the Bible portions for today. Review the activities section before class as this might help introduce today's topic.

Lesson Theme: God's Creatures

Aim: To help children understand that even the smallest sparrows experience God's care.

Values for Life

1. All birds of nature –big or small – are God's creatures.
2. Even the small birds have a place in God's plan
3. God cares for us because we belong to Him.
4. In God's eyes, we are worth more than many sparrows.

Bible Reading: Matthew 6:26; Luke 12:6-7


Bible Learning: Main Ideas

What are some of the beautiful birds that you see around you? Some of them are big and some of them are small. Do you know any names of birds? Do you have a pet bird at home? Do you have other pets? Why is it nice to have pets? Do you help take care of them? Have you visited a zoo? Did you see any birds there? Today we are going to study about a small bird, the sparrow.

There are many kinds of birds. Some groups live on land. Other groups live on water. Sparrows are small birds that live on land. We see them around our houses. They make nests on trees. They eat worms, insects, and flies. The mother bird takes care of the baby birds. She brings them food and keeps them warm. When the baby birds are grown, they will take care of themselves and help one another.

There are many uses for birds. Noah sent a bird to find land. Some birds carry food. God used birds to carry food to Elijah. Birds remove waste by eating it. They praise God by singing beautiful songs. We can hear such beautiful songs in the morning, more in towns than in cities. Birds show us how God loves and cares for His creation. God

takes care of birds. However, He takes care of us more. That is why we know we can trust God.



bbbPreparation

Julie and her younger brother, Joshua, were playing under an oak tree in front of their house. They looked up on the tree and saw many nests on the branches. “Look,” Julie called to Joshua. “There are birds flying to the nests.” Julie and Joshua stopped playing and started to watch the birds.

“I like the red ones,” cried Joshua. What are they called?

“Let’s ask mother,” Julie said as she ran to be the first to tell what they had found. Joshua ran behind her.

“Oh yes. I’ll tell you,” their mother replied.

“These small birds are called sparrows. They make very pretty nests using feathers and things they find. Did you know that Jesus himself talked about the sparrows? The Bible says that God knows exactly how many birds are in the air. And if one of them falls to the ground, God knows that too! If God cares when a little sparrow falls to the ground, can you think how much he cares for you?”

(Use activity #3 here – give some time for the students to guess).

Mother explained, "Did you know He even knows how many hairs are on your head? Some of us have a lot of hair and some don't have very much. But to God, it doesn't matter how much or how little hair you have. He knows how many hairs are on each person's head! In fact, God knows everything about us and what we need. Next time, you see those birds, know that your Father in heaven loves and cares for you –very, very much!"

Bible Learning: Strategies & Activities

Answer the following questions

1. Name some birds that you know. Where do they live?
2. How do birds get what they need to live? What are their habits?
3. Why does the Bible give a special place for the small sparrow? (Luke 12:6)
4. What are some ways people use birds?

Activity 1

Find the birds in the Bible – split the students into teams. Have them look up the references and race to find the correct answers.

- a. On which day of creation did God create sparrows? (Genesis 1:21-23)
- b. Peter denied Jesus three times after the _____ crowed. (Mark 14:29-30)
- c. What was the first bird Noah sent out from the ark after the flood? (Genesis 8:6-8)
- d. Which kinds of birds did God give to the people for food on the wilderness journey? (Numbers 11:31,32)
- e. What was the second bird Noah sent out from the ark after the flood? (Genesis 8:6-8)
- f. Which bird is used as a symbol of the "Holy Spirit?" (Matthew 3:16)

Activity 2

Bring feathers, photographs, postcards, books, or other "props" to help bring excitement to your talk. Identify some birds they have seen to introduce today's lesson.

Activity 3

Have a jar filled with candy pieces, buttons, coins, or whatever you choose. Have the students guess how many are in the jar. You may choose to give a prize to the one who guesses the closest.

Activity 4

Lead the children in a familiar song, such as "His Eye is on the Sparrow," or "All Things Bright and Beautiful."

Bible Application

When you see a bird next time, remember God's love and care. We should praise God who created them and who provides their needs. Just as he cares for a small bird, God cares for us because we belong to him. God is always closer to us than we can imagine. You are never alone. You are never ignored or uncared for! God loves you so much that He sent His Son to be your Savior and laid down His life for you! Never doubt his care for you!

Life Response

We do not have to be afraid because we know that God takes care of every little part of our lives.

Say the Memory Verse together. If Bibles are available, have the children read it from the Bible first.

Memory Verse: Matthew 6:26

"Look at the birds of the air; they do not sow or reap or store away in barns, and yet your heavenly Father feeds them. Are you not much more valuable than they?"

Prayer

Dear Father,

Thank you for taking the time to count all the hairs on my head. I know you love me. I thank you for reminding me that I am worth more than the sparrows. Help me to trust you to take care of my life. In the name of Jesus Christ, I pray. Amen.

Lesson 4: The Slave Girl at Naaman's House

Dear Teacher:

This week's lesson emphasizes the value God places on a human life, specifically all children. Children will learn that they are valuable to God as his creatures. In addition, they will realize that they are also empowered by God to show love and care to others.

Review the story about the slave girl and Naaman. Be ready to ask the children ways in which they have helped others around them. Give examples from Biblical and modern day stories showing how even children can do helpful things. (Example: David and Goliath, children helping in the Tsunami relief efforts, etc). The focus of this lesson is to allow children to understand that God can use even little children to help others and do things to glorify Him. It is important for children to know that they are not helpless in the face of trouble. With faith, God can make it possible for them to help others.

Lesson Theme: Human Beings, Crown of God's creation

Aim: To help children understand that all children are precious in God's sight.

Values for Life

1. Even small children can help others succeed.
2. We can provide happiness and love to others even through a small and simple act.
3. Faith in God and love and care towards others will enable children to speak about God's love.

Bible Reading: 2 Kings 5: 1-3

Bible Learning: Main Ideas

A little slave girl from Israel worked in the house of a man named Naaman. She could not go to school or play. Her job was to help Naaman's wife. During those times, slaves were not important in the house. Their masters usually would not listen to them. But the slave girl in this story became very special. We don't know her name, but her story is in the Bible. Why do you think she was special? She had great faith in God and prayed every day. She loved others and wanted them to be happy. This simple faith in God and love for others made her a special person.

Naaman's wife was sad. Her husband had a bad sickness called *leprosy*. When someone had *leprosy*, he had to stay away from other people. There were no doctors to make it better. The little girl saw that Naaman's wife was sad. She thought about God's prophet Elisha. She believed the prophet could make Naaman well.

One day the little girl said, "There is a prophet in my country who can help Naaman." God had made the girl brave so that she would share her faith. Because of the girl, God sent Naaman to Elisha and cured him.

What can we learn from the story? The young slave girl helped Naaman. Even children like you can do great deeds. Your simple faith in God and your love for others can make your life special.

Preparation

Have you ever heard of brave children who risked their lives to save others? In December of 2004, a horrible natural disaster called a *tsunami* happened in the countries of South Asia. People lost their homes and many lost their lives. All over the world people tried to send help. Even small children helped to save lives and bring food and supplies to the people in need.

Can you remember a time when you have helped somebody? Today, we shall learn about a young slave girl who was brave enough to help a great man named Naaman.

Bible Learning: Strategies & Activities

Answer the following questions

1. How did the slave girl help Naaman?
2. What made the slave girl a special person?

Activity 1

Complete the following exercise by unscrambling the words.

1. What disease did Naaman suffer from? (eslypor)

— — — — —

2. What was the name of the prophet that cured Naaman? (sehila)

— — — — —

3. Who told Naaman to go to the prophet? (vleas Igir)

Activity 2

Coloring Picture



Activity 3

Sing a familiar song together, such as "Jesus Loves the Little Children," or "God is So Good."

Activity 4

Have each student trace his palm with fingers together on a sheet of paper. This will resemble the “praying hands” symbol. Then students may cut out the “praying hands.” Students can make a list of people they can serve by praying for them. If hobby store magnets are available, students can glue magnets to the back of the prayer list to place it on their refrigerator at home.

Bible Application

Why is it right for us to help others? Jesus was a servant. He came to the earth to serve. We should try to be just like Jesus Christ and serve others as He did. The slave girl’s job was to help in the chores of the house. However, she helped in a more important way. She helped Naaman find a cure to his disease. She could not make the disease go away, but because of her faith, she knew that God would show the prophet how to heal him.

No matter how young or old a person is, everyone can lend a helping hand. Whether it is helping our parents at home or praying for sick people, we can always do something to help our Christian brothers and sisters.

Life Response

Always try to help other people whenever you can. What are some ways you can help people around you?

Memory Verse: Psalms 148:4

I have trusted in you since I was young. Psalms 71:5 (b)

Prayer

Dear God, help us to love and care for others as you have loved and cared for us. Help us to know your will for us in our lives. Amen.

Lesson 5: Beautiful Indeed are God's Creatures

Dear Teachers:

This is the final lesson in Part 1, "God's Wonderful World." It is appropriate in this lesson to review and rejoice in God's wonderful work in creating and sustaining all his creation. If you have access to wildlife magazines or other pictures, it would be very useful to bring extra pictures in for this lesson. God's love and care is central to faith in Him as our loving Father. As God's children, we can always trust Him to provide everything we need.

Review the creation story as read in Genesis. If possible (and weather permitting), take the students outside for class and show them all the nature that surrounds them. Ask them if they know where all the beauty in nature came from. Help the students understand that all of creation is beautiful and that God's hands made it all.

Lesson Theme: Science and Faith

Aim: To enable the children to appreciate the glory of God revealed in His creatures.

Values for Life

1. God created everything with a definite aim.
2. Each of God's creations depends on others for its existence.
3. All creations declare God's glory and handiwork.
4. It is our duty to safeguard God's beautiful creations.

Bible Reading: Psalms 104: 1-25

Bible Learning: Main Ideas

Everything that God made has some use. Nature belongs to God.

The springs start from the hills and flow down to the valleys. They water the plants and give water to for animals to drink. The birds make homes on the branches of trees. They eat the tree's fruits and seeds. This is why all creatures need each other.

God made all creation this way. It all works together. We humans need plants and animals. God made human beings with a special job. He wants us to protect His creation from danger. God cares about all His creatures. Every time God created something, He found it to be very good. When you look at the world around us, can you see the work of God? He made the mountains, the valleys, the trees and all the animals. Can you think of a world without all these wonderful

things? It is God who has made our world so beautiful. So the next time you go out, look at the beautiful world. Tell the Lord, "Thank you for this wonderful creation you have made."

Preparation

God made a wonderful world! What part of God's creation do you think of first? Do you think of giant trees, pretty sunsets, mighty rivers or high mountains? Do you think of raindrops and flowers with their many parts? Or do you think of hummingbirds whose wings move so fast you can hardly see them?

God's beautiful creation is every place we look. We see it in the flowers and the trees. We also see it in all the people around us.

Bible Learning: Strategies & Activities

Answer the following questions

1. What are some big things that God made? What are some small things that God has made?
2. How do creatures help one another?
3. How do human beings misuse and destroy God's creation?
4. What can you do to help take care of God's creation?

Activity 1

Gather pictures of nature from nature magazines or any other sources you have. Give students large pieces of paper and allow them time to draw or make collages of their favorite creatures and plants.

Activity 2

Get a tornado tube from a hobby store or from Steve Spangler Science (1-800-223-9080). Use the inexpensive plastic tube to simulate a tornado with two-liter soft drink bottles. Discuss the power in all kinds of weather and God's care for all his creatures.

Activity 3

Find all the words hidden below.

God's Creatures

W C Y T R E E S
 O A N I M A L S
 R D I H I E Q N
 L S M N G M E R
 D U I H R B A A
 K N N U S I O I
 M O U N T A I N
 F L O W E R F Y

ANIMALS
 FLOWER
 MOUNTAIN
 RAIN
 SUN
 TREES
 WORLD

Bible Application

Why is it important for us to treat God's creation properly? God created the world and everything in it. He used His own hands. God put human beings in charge of His creation. He gave us the task of taking care of it. We must take care of everything in nature. That way others will be able to use and enjoy these gifts as well.

There are many ways that we can help protect God's creation. We can recycle newspapers, soda cans, and plastic. We can remember to turn off the lights. We can stop wasting water by only using what we need. This is a small way we can be God's children and take care of His creation.

Life Response

God created us in His image. We must remember to take care of all of God's creation.

Memory Verse: Genesis 1: 31

God looked at everything He had made and He was very pleased.

Prayer

Dear Lord, help us to see the glory in all your creation and be thankful to you. Help us to respect and treat all the things that you have made in the right way. Amen.

Part II

God's Wonderful People

Lesson 6: The Loving Family

Dear Teacher:

Lessons 5-10 are concerned with God's wonderful people. This week the emphasis is on the family. God designed families to be groups that care for each other and help each other to serve Him and grow in their faith.

In the ancient times, the concept of a family had some significant functions in addition to the ones we have today. At that time, there were no police or established governments, so you could only count on your family members for protection from thieves and other warring clans. Also, a family often stayed together to help take care of all of their land and animals.

God clearly demonstrates the role of a family in his plans. Notice that an entire book of the Old Testament is primarily devoted to tracing the history of families. May God bless you and your students as you study God's will for the Christian family.

Lesson Theme: Family

Aim: To help a child understand what God expects from each member of a family.

Values for Life

1. The 'family' is a unit designed by God.
2. Members in a family should respect and love each other.
3. We should remember our loved ones who prayed and worked hard for us.
4. Blessings received from God should be cherished and passed on to our children.
5. God is a promise-keeper.

Bible Reading: Gen 48:1-16; 1 Tim 5:4

Preparation

Do you have grandparents? (Fathers and mothers' families) Do they live with you? Or do you visit them? Do they tell stories? Do they play or spend time with you? What are some of the things that they taught you?

Bible Learning: Main Ideas

Joseph was one of Jacob's twelve sons. Joseph's brothers were mean to him. They sold Joseph as a slave. After that, Joseph lived in Egypt.

It was hard for Joseph being a slave. But Joseph was a good man. He held a big job in the new country. The king could see Joseph was able to rule. The king also liked him. Joseph became the top ruler next to the Pharaoh of Egypt.

Joseph loved his father and brothers. Even though his brothers had been mean, he had forgiven them. He brought them to Egypt when they were starving in Canaan. Jacob, his father was very old and could not see well. Joseph brought his sons to Jacob. He wanted them to have blessings from their grandfather. The two sons were Ephraim and Manasseh. Jacob put his right hand on the head of Ephraim and his left hand on Manasseh as he blessed them. In that way, Jacob passed on the blessing to the next children, parents, and grandchildren. Our families love us and care for us. As people in a family, we all have our special things to do. By loving and caring for the ones in our homes, we can go on living as happy families.

Bible Learning: Strategies & Activities

Game sheet

Answer the following questions

1. Who was Joseph?
2. Why did he go to Egypt?
3. What did he become in the new country?
4. What did Joseph do for his father and brothers?
5. Who were the sons of Joseph?
6. Why did Joseph bring his sons to his father, Jacob? What did Jacob do?
7. How can we help our family to be happy?

Game sheet**Fill in the blanks**

What was Jacob's other name? _____.

Joseph took _____ and _____ to see their grandfather, Jacob.

Who was Joseph's firstborn son? _____.

Rachel, Jacob's wife, was buried beside the road to _____.

_____ stood toward Jacob's right side, and _____ stood on Jacob's left hand.

Game sheet

Unscramble these words, using clues in Proverbs 1:8.

TEFHRA	Father
ETSILN	Listen
OHMTRE	Mother
NSO	Son
OD TON SAFRKEO	Do not forsake
ACHGNITE	Teaching

Bible Application**Activities**

Activity 1:

Children will share ways to show love and respect for each member in the family.

Before class, write the following situations on little slips of paper and place them in a jar.

At Mealtime

In the Car

Washing the dishes

Playing together

Choosing something to watch on television

Divide the children into groups of two or three. Have each group show how they could show love and respect for members in their families in each situation. Children might need suggestions for ways to show love and respect. For example at mealtimes, love and respect might be shown in kind conversation and manners. In the car, it is loving not to quarrel over where each person sits. During a chore, such as washing dishes, love and respect could be shown by each doing his share. While playing together, love is shown by sharing and playing fairly. When choosing a television program, it is showing love to take turns and share.

Say to the children, "God used Joseph to save his family from the famine in Canaan. God promises to bless your family, too." Ask the children to share some of the ways they are blessed by the members of their families. Some possible answers might be: receiving food and care, not being alone, learning how to live and do things, learning about God and the Bible. Remind the children that God fulfills all his promises.

Activity 2:

Life Response

Let us always try to do our best to help with our chores and show love to our family.

Memory Verse: Proverbs 1:8

Listen, my son, to your father's instruction and do not forsake your mother's teaching.

Prayer

Dear God,

Thank you for our family and friends who love us and pray for us. Teach us to love our families and respect our elders. Thank you for reminding us that you are a God who keeps your promises. In all our ways, help us to love you and pass that love to people around us. In Jesus name I pray,

Amen.

Lesson 7 We are Different, Yet Equal

Dear Teacher:

Lesson 7 emphasizes the commandment Jesus gave to love your neighbor as yourself. God created different races and cultures that give us a more beautiful and interesting world. In God's eyes, all men are equal. As human beings, we need God's help to accept others.

In the time of Jesus, there was deep contempt that existed between Jews and Samaritans. Some scholars believe the contempt for each other originated in Ezra 4:3-6, and others believe it originated much earlier when the Jews not in the tribes of Benjamin or Judah intermarried with the Assyrians who captured them. Even though Samaritans accepted Mosaic Law and shared numerous beliefs with the Jews, the Jews considered them inferior. If a Jew were to associate with a Samaritan as in sharing a dish, he/she would become religiously unclean. That is why the woman at the well was so surprised when Jesus asked her for a drink of water, and why Jesus made the Samaritan the hero of the story in Luke 10:25-37.

May God bless your study as you encourage your students to love all people as God does.

Lesson Theme: Humanity, One in Unity

Aim: It is God's plan that we should treat others as equals, though we differ in race or color.

Values for Life

1. All men are equal in God's eyes.
2. As all people are God's children, all of us should love and care for one another without regard to race, color, and gender differences

Bible Reading: John 4:7-26, Matthew 15:21-28

Bible Learning: Main Ideas

Do some of your friends in your school speak different languages? What are some of the languages that your friends speak at home? Do they speak languages other than English? (Spanish etc.) Are there children in your school who are not Christians? Do they like different kinds of food? Do some of your friends eat in different ways? (Some eat with hands, spoons, forks and chop sticks). What are some differences in clothing?

We live in a world where people differ from one another. Though we are different, all people are God's children. In God's eyes, they are equal. It does not mean that all have the same height, weight, or



abilities. Instead, equality means that we treat all people with respect and care. God loves the whole world the same amount.

In this picture, Jesus was teaching His disciples to pray. He called God, "Our Father." We are all

God's children. God wants us to love one another.



Have you seen a rainbow? Isn't it very beautiful! In a rainbow there are many different colors joined together. Each color is different. In the same way, the world is beautiful because we are all different. There are differences in language, religion, race, color, food habits, clothes, and others. But we are all special to God and loved by Him.

Bible Learning: Strategies & Activities


Answer the following questions

1. How are you and the children in your class different?
2. How are you and the children in your class alike?
3. How should we treat people who are different?
4. What do we call God in the Lord's Prayer?
5. What makes a rainbow so beautiful?

Activity 1

We are all humans, and the key to our humanity is the unity we have with each other. Color the word below in two colors, using one color for the letters U-N-I-T-Y and another color for the other letters. Isn't the rainbow pretty with all of its colors? That is how pretty the world is when different people work together!

HUMANITY



Activity 2

What do you see on the next page? Yes, it is Jesus with the whole world. God loves everyone. That is why He sent Jesus to the world. You can color the picture and show it to your family. You can hang the picture in your room to help you remember that God loves everyone.



Story Time

World War II was a terrible time in history. It is known as one of the worst times. Soldiers in Germany were given orders to put all the Jews in prison. The Jews were treated badly and many were killed. Many of the people in Germany thought they were better than Jews. Their leader hated the Jews.

One German man, named Oscar Schindler, knew the killing was wrong. He did not see the Jews as most other Germans saw them. Oscar saw Jews as children of God. He wanted to show them mercy. So he gave Jews jobs. He saved as many Jews as he could. Oscar did not think of himself as better than the Jews. He was sad that he could not save all the Jews.

Men like Oscar Schindler are our heroes. He was too kind to people he could have been mean like everyone else.

Bible Application

How can we show the love of Jesus to everyone? It not hard to be nice to everyone on Sunday. We are worshipping with friends. We know that we should be nice to each other. Many people at school are from different countries. We have friends who like to do things differently from what we do. We should try to be nice to all of these people. We should help them when they are in need. Then we will be living as Christians every day and not just on Sunday.

Life Response

When we say we are better than someone, we are also saying that we deserve God's love more than someone else does. God does not love you because of what you do. He loves you because you are His child. Remember that other people are also His children. Treat them the same way you want them to treat you.

Memory Verse: Mathew 6: 9b

Our Father in heaven, Hallowed be your name, your kingdom come.

Prayer

Lord, thank you for loving me just as I am. Help me always to see all people as you see them, so that I can also love them as You love them. Amen.

Lesson 8: *The God of our Forefathers*

Dear Teacher:

In Lesson 8, we look at the faith of Abraham, Isaac, and Jacob. God called Abram out of his father's country of Haran, and asked him to go to the "land I will show you." With Abraham, God began a relationship to His people, the Israelites. This relationship continued through the believers in the Old Testament and continues today with Christians everywhere.

When God first appeared to Abram, he was 75 years old, and had lost all hope of having children with his wife Sara. Although he had a child through Sara's maidservant, the child he loved was Isaac. To obey the Lord, he was willing to sacrifice this son for whom he had waited 100 years. In return, he is referred to as the Father of many nations, and spoke to God often.

Abraham was so close to God that he was able to plead with God to avoid the destruction of Sodom and Gomorrah if there were even 10 worthy people in those towns. Isaac and Jacob also always obeyed God and that is why Abraham's family continued to be blessed. The twelve tribes of Israel originated from the twelve sons of Jacob.

Notice that even in the New Testament Jesus referred to God as the God of Abraham, Isaac, and Jacob, clearly implying the fact that the God who had revealed himself to them was the same God that sent Him. May God strengthen your service to Him as you continue this legacy of faith to your students!

Lesson Theme: God Revealing Himself Throughout History

Aim: Understand how God has been revealing His purposes to our ancestors.

Values for Life

1. Abraham, Isaac, and Jacob believed in God completely and received blessings.
2. Our faith and obedience to God will help us receive blessings.

Bible Reading: Genesis 17:1-2, Genesis 26:23-25, Genesis 28:10-17

Bible Learning: Main Ideas

In our Bible Story today, we are going to hear about three special people in the Old Testament. They are Abraham, Isaac, and Jacob. They had deep faith in God who called them for a special purpose. They listened to God and followed His will. Since they obeyed God, He blessed them. His blessings include wealth, safety, large family, and land. Such blessings were not only given to three men. God blessed Abraham's family for many years. We are also part of this family of faith though God called them a long time ago. We are God's people now.

Abraham was a good man. So when he heard God speaking to him, he believed and obeyed Him. God made a covenant with Abraham. A *covenant* was a special promise of friendship. God promised that he

would be with Abraham and help him. God chose Abraham to be “The Father of Many Nations.”

God’s blessings to Abraham kept coming through his son Isaac. God spoke to Isaac and made the same promises, which He made to Abraham. The place where God spoke to Isaac was special to him. So Isaac built an altar and worshipped God. People who lived around came to know that God blessed Isaac.

Isaac’s son Jacob also knew God and listened to what God told him. He had a dream in which he saw a ladder reaching the heavens. The angels of God were coming down to earth and they were climbing up to heaven. Jacob saw God in heaven. He heard the promises, which God made to his father and grandfather. God also told Jacob that He would be with him wherever he went. He would be brought back to the land where he had the dream. Jacob called the place “Bethel”.

Bible Learning: Strategies & Activities

Answer the following questions

1. Who was Abraham? What was God’s promise to him?
2. Who was Isaac? What did he do when God appeared to him?
3. What was Jacob’s dream? What name did he give to that place?

Activity 1

Play “Who Am I.” Have the teacher or one of the students play the role of Abraham, Isaac or Jacob. Other students may ask the actor questions. Whoever guesses correctly, may be the actor next. This could also be played in teams, or with additional Bible characters, such as Rachel, Sarah, or Esau. The teacher may want to write out some questions on cards in advance.

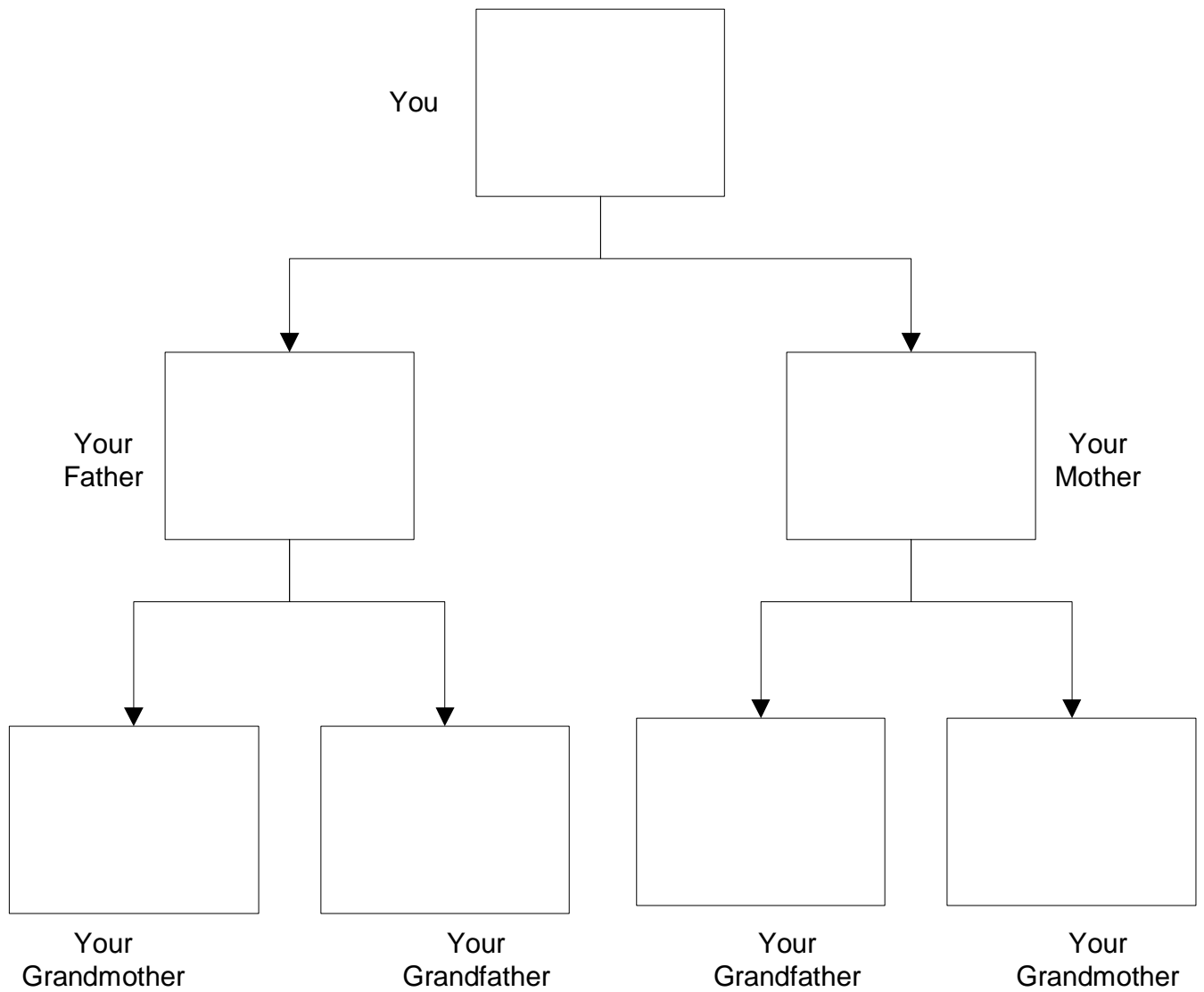
God's Promise to Father Abraham



Activity 2

Just as God watched over Abraham, Isaac, and Rebekah, He has also been watching over you and your family. Let us make a family tree to see how long God has been with us. Write in the boxes the names of your family members.

My Family Tree



Story Time

Once a young man found a strange sports car in a junkyard. It looked just like the car in the movie “Back to the Future.” He decided to fix it and try to travel through time. He wanted to see what his dad was like when he was a young boy.

In the sports car, the man went back many years. Finally, he came to a year when his dad was a boy. He saw his dad through a window. His dad was reading a book. When the boy looked closer, he saw that his dad was reading the Bible! Then the boy traveled even further back to when his grandfather was a boy. His grandfather was kneeling on the floor and praying to the Lord.

The young man kept going further back in time and saw that all of his family had worshipped the Lord. He also knew that it was the same Lord that he himself worshipped that morning! God really is the same yesterday, today, and tomorrow!

Bible Application

Sometimes it is easy to think that God was from a long time ago. We might think that God does care what is going on in our lives today. Remember that God watched over Abraham. Then He watched over his son Isaac. He also watched over Abraham’s grandson Jacob. Do you ever think God is not close by? Then remember that the same God that watched over your grandparents and your parents is now watching over you. If you obey God with all of your heart, you too will have more blessings than you can count.

Life Response

Like Abraham, we must always trust in the Lord. You might wonder whether God is listening. You can ask your parents or your grandparents. God is the same yesterday, today, and tomorrow!

Memory Verse: Exodus 3:6a

Then he said, “I am the God of your father, the God of Abraham, the God of Isaac, and the God of Jacob.”

Prayer

Lord, you are the same yesterday, today, and tomorrow. Thank you for watching over my family for many years. Thank you also for giving me a family that honors your name. Amen.

Lesson 9: God's Call and Jeremiah's Obedience

Dear Teacher:

In Lesson 9, we study God's calling to Jeremiah and Jeremiah's obedience. The conversation that Jeremiah had with God is similar to the conversation that God had with Moses before the exodus. And just as before, God provided his servants with everything they needed. God was really taking an active role in his people at this time and using children to accomplish many of His purposes. We know that Jeremiah was a child, and the reigning ruler of Judah was King Josiah, who was only 21.

This is also a passage that gives strong evidence to the fact that God knows us even before we are conceived, just as He knew Jeremiah. For extra background go to

<http://en.wikipedia.org/wiki/Jeremiah>.

May God bless your study as you give your students confidence to obey their calling.

Lesson Theme: Response to God's Revelation

Aim: To convey to children Jeremiah's response to God's call for becoming his prophet and to challenge them to a similar response.

Values for Life

1. God calls people of all ages for his mission.
2. Jeremiah really wanted to obey God.
3. God will strengthen us to complete his mission when we obey his call.

Bible Reading: Jeremiah 1: 4-10

Preparation

Many prophets lived in Israel from time to time. One of the prophets was Jeremiah. He listened to the will of God and told it to the people, especially the kings. Some of the kings accepted it while others rejected it.

Bible Learning: Main Ideas

Jeremiah was the son of a priest. He learned about God from his father. God had a special plan for this boy. God wanted Jeremiah to become a prophet. He was young when he learned about serving God. So his heart was filled with a desire to do God's will by obeying Him.

One day when he was a very young boy, God's call came to Jeremiah. He thought that he was too young. He thought he needed

more time to learn to speak well. But God did not think so. God asked Jeremiah simply to obey Him. God promised that he would be with him and protect him.

Then the Lord reached His hand and touched his mouth saying, "Now, I have put my words in your mouth." This gave Jeremiah more strength to speak for God. Jeremiah wanted to obey God. He also loved his people. He wanted to let them know God's will for them. Jeremiah was a great prophet because he loved his people and obeyed God's will.




Bible Learning: Strategies & Activities

Answer the following questions

1. Who was Jeremiah?
2. What was God's special purpose for young Jeremiah?
3. What did Jeremiah think when God called him?
4. How did God strengthen Jeremiah to speak?
5. What made Jeremiah a great prophet?

Activity 1

God Called Jeremiah



Activity 2

Let the children learn more about Jeremiah through reading a drama based on the story.

<http://www.stjohnsinthecity.org.nz/youth/documents/Jeremiah.doc>

Bible Application

There are many times God calls us to help Him. Sometimes it is just being a friend to someone who needs it. Sometimes it means singing in the choir. For some people, like Jeremiah, it means using your life to serve the church. Each of us has many talents that we can use to serve the Lord. When we are asked to use that talent, we must obey just as Jeremiah did. What are some of your talents you can use to serve God? Write them here.

Activity 2

Give each student a ball of clay. As they are shaping it, say:

God said to Jeremiah, "***As the clay is in the potter's hand, so you are in My hand.***"
Jeremiah 18:6

Discuss how God can use students, even if they have not finished growing up.

Life Response

When the Lord calls you to serve Him, accept your task and do it gladly! Sometimes it may not be easy. You will know that you are helping God here on earth, and He will bless you for it!

Memory Verse: Jeremiah 1:9b

Now, I have put my words in your mouth.

Prayer

Lord, help us to know your will for us and help us to obey you. Amen.

Lesson 10: The Church Needs Me

Dear Teacher:

In Lesson 10, children will examine how each person is important in the church. St. Paul addressed the problems of that day in 1 Corinthians 12. His inspired words are still applicable today. Too often, all of us take a lazy approach to worship and expect to do nothing unless we are given a specific responsibility. The problems of that day included people grabbing for power in a newly created organization of believers, with some people being marginalized and others glorifying themselves. The other more significant problem was that there were still prejudices between different groups. Jews did not think Greeks were as important as they were and a master did not think slaves were important. Paul points out that the church can only function with the help and support of every member, because God did not create any inferior ones.

Talk with the children about how this relates to the church, perhaps using sports teams, schools, or the government, as analogous organizations. For suggestions of songs to use in children's worship, see this link: www.ebibleteacher.com/children/songs.htm.

Pray for each student as you prepare for this lesson on the body of Christ.

Lesson Theme: Modern Human Ventures

Aim: To Help the children see their connection to the various activities of the church.

Values for Life

1. The Church is compared to the body of Christ.
2. Each member of the Church has a special position and duty.
3. Children too have duties to perform in the Church.
4. The Church is able to witness when all join and work together.

Bible Reading: I Corinthians 12: 12-31

Preparation

We belong to a church. As members of the church, we gather on Sundays for worship. The church has many activities other than worship. What are some of them? What do you do in Sunday school? What are some other organizations of your church? We all work together as members of the church.

Bible Learning: Main Ideas

Remember that the church is the body of Christ. And just like our bodies, it has many things to do and be. The church will never be able to do all it can without all of us helping. Of course, we need

achens and thirumenis, but we also need people on the committee, and people to sing in the choir, and people to teach Sunday School, and children to



perform plays. Most of all, we need everyone to read the Bible and pray.

Each of us has a body, which has many parts like hands, legs, eyes, mouth and others. All these parts have different functions to perform. If our leg refuses to walk, we cannot go anywhere. If our hand refuses to put food into the mouth, we will go hungry. If all parts of the body work together, working will be smooth. If not, the whole body will suffer.

Jesus teaches us that we are all parts of Christ's body: the church. The members of the church are the parts of the body. Just as different parts of a body work together for the good of the body, the members of the church must do their duty.

In the church, each person has a part to do. All parts have their places in the body. That's why, they all are important. The church is made up of all people. It is the faith community.

Bible Learning: Strategies & Activities

Answer the following questions

1. What are some of the activities of the church?
2. Who are involved in these activities?
3. What did Paul say comparing the church to a human body?
4. How can we get the help of all people in the church?

Activity

Bible Relay

Have some random Bible verses prepared for this exercise. Have the children sit in a circle and give the first child a Bible verse to look up and read. As soon as that child is finished, give the next child a different verse. Continue this until it works its way around the circle. Record the time it took for the children to complete the exercise. Explain that the whole time is dependent on how well each person performs his or her task. Also notice that some children may have harder passages than other children, which is similar to life in that we are not all given tasks of equal weight. Still, we must persevere and serve as best as we can.

Bible Application

Look around at all the ways in which the church serves the community around you. Look at all the different activities that you

may be able to help with. When you get an opportunity, try to serve the church. It will always be better with you than without you!

Activity 1

Relay Race

Have the children run a relay race and time them. Time them for one race and try to get them to beat their time when they repeat the race. Explain to them how each person helps the whole race, and if one person is slow or fast, it affects the entire team.

Activity 2

Parts of the Body

Have the students discuss the parts of a human body. Each part has a different job. In the church, each person has a way to serve. A person who makes things could be compared to hands. A person who speaks or sings could be a mouth. A person who goes places could be feet. Ask each student to draw a picture of the part of the body he/she could be.

As a variation, draw one life-size body outline on mural paper. Let the students add the details to the different parts of the body. The head is Christ. They can put their names on other parts.

Life Response


Commit your life to finding the best way you can serve the church and doing it with all of your heart. Your heavenly father will see you and reward you in this life and in heaven.

Memory Verse: 1 Corinthians 12:27

Now you are the body of Christ, and each one of you is a part of it.

Prayer

Lord, we thank you for making us the members of your body – the Church. Help us to play a part in the activities of the Church for the common good. Amen.



Part III

God's Purpose for God's World.

Lesson 11: Prayer Answered

Dear Teacher:

Lessons 11-15 have the theme: God's purpose for God's world. These lessons focus on God's will for His people and their lives in this world. This week the emphasis is on prayer. In today's story, God shows through Elijah that He is the only true God, and answers the prayers of His people.

Towards the end of King Solomon's time as king, he disobeyed God by marrying foreign women. Unlike today, at that time being foreign also meant that you worshipped a god other than Yahweh, the God of Israel. The reason God forbid Israelites to marry foreign women is because God knew that these women would influence people in Israel to worship those false gods. King Solomon, although he was so wise, was one of those people that stopped following God. He even let some of his wives build altars for their gods on a hill near Jerusalem.

In Israel, however, there were still many people who followed the Lord. These people were angry that other people were worshipping false gods, and the two sides fought each other in a civil war. This divided Israel into two kingdoms. The northern kingdom, called Israel, was a whole lot bigger. The southern kingdom was called Judah. People in Judah continued to worship the Lord, but people in Israel worshipped Baal, and other false gods.

God forgave them many times, but after a while, God became angry at Israel and sent a drought on that kingdom. God was especially angry because the king of Israel, King Ahab, married a foreign princess named Jezebel. Queen Jezebel supported all of the priests and prophets who said that Baal was the most powerful god. At Mount Carmel Elijah went against these prophets.

Lesson Theme: Nature of God

Aim: To help the child understand that the Lord answers the prayers of His people

Values for Life

1. When you are asked to serve God, never be afraid.
2. No matter how bad the situation looks, God is always looking out for what is best for us.
3. Miracles are real, but they can only take place if God is behind them.

Bible Reading: 1 Kings 18:20-39

Preparation

We studied Jeremiah, one of the prophets. Another major prophet of Israel was Elijah. King Ahab and the queen Jezebel ruled the country during that time. They did not worship the true God. They worshipped Baal as their god. Elijah knew this was wrong. Elijah wanted to show the people the true God. Therefore, he prepared a contest with the

false prophets. Elijah asked God to show His power with a miracle. Today we are going to study what happened.

Bible Learning: Main Ideas

There was a big meeting between King Ahab and his supporters on one side and Elijah the prophet on the other side. They met at Mount Carmel. Elijah wanted to prove that his God is the true one and not Baal. So he arranged a contest. There were 450 prophets on the side of Baal. Two bulls were brought there. The worshippers were asked to cut one of the bulls for sacrifice and to set it on the wood. They were not allowed to light the fire. The Baal's worshippers should call on their God for fire to come down from heaven and burn the sacrifice. They called on the name of Baal from morning till noon. They shouted "O Baal, answer us!" but there was no response; no one answered. They shouted louder, slashed their body when blood came. When they failed Elijah came forward.

Elijah took twelve stones and made an altar in the name of the Lord. He arranged the wood, cut the bull into pieces and arranged them on the wood. Then he asked them to pour water on the offering and the wood. It was repeated three times and the water ran down around the altar. Then Elijah stepped forward and prayed to God calling the names of Abraham, Isaac and Israel. He continued his prayer "answer me, O Lord, answer me so these people will know that you are Lord." Then the fire of the Lord fell and burned up the sacrifice and the wood. When the people saw this they fell on their faces crying "The Lord-He is God". They had no doubt that Elijah's God is the only true and living God.

Bible Learning: Strategies & Activities

Answer the following questions

1. Who arranged the meeting at Mount Carmel?
2. Who was the prophet who stood for the Living God?
3. What was the contest that was conducted?
4. How did God answer the prayer of Elijah?
5. What did the prophet prove to King Ahab?

Gamesheet

Find all of the hidden words:

Gamesheet

E B A H A B J V
A J C L I P Q N
A B A S T S H U
M A R G I A X C
B F M N J L R B
G I E I J M H Z
I R L K B S N O
Y E F E M T H Y

AHAB

ALTAR

BAAL

CARMEL

ELIJAH

FIRE

KINGS

PSALMS

Bible Application

Do we ever worship false gods? What are some false gods that people worship today? Some people choose to disobey God and follow false gods. However, there are other ways we begin to worship false gods. We might even turn a good thing into a false god. When we try to do something for God that is good. Later, if we only care about being praised for our good work, we are worshipping a false god. Let us hope that we are always watching out for the devil. That way he cannot trick us as if he did the prophets of Baal.

If we see someone being tricked by the devil we should pray to God for a miracle. We should pray whether the person is a friend or a relative or even just someone we know. The miracle does not have to be fire coming down from heaven. Sometimes the best miracle for a person who is feeling down is a friendly face with a smile and a greeting. Let us always try to serve God when He asks, Let us thank Him when He helps us to be good servants.

Life Response

Take everything to God in prayer.

Memory Verse: Psalms 118:6

The LORD is with me; I will not be afraid. What can man do to me?

Prayer

Dear God,

I know you are the one true God. You are so good to us. We are thankful for all you have done. Help us trust you for everything and never worship a false god. Make us brave like Elijah to serve you and show your love to everyone we meet. In Jesus' name, Amen.

Lesson 12: Jesus – Friend of the Family

Dear Teacher:

Jesus traveled all around during his ministry, and often ate with sinners and tax collectors and common people like us. He knew that it was important for everyone to know that He loved him or her, regardless of his or her situation. He especially made it a point in this story to emphasize that He wanted fellowship with Mary and Martha more than a good meal or any type of service. Children sometimes do not realize that God's love for them is not based on their abilities or accomplishments. He offers His words of grace and peace to all people. May the Holy Spirit guide your words to your students this week as you offer fellowship and friendship in Jesus' name!

Lesson Theme: God in fellowship with human beings

Aim: To help the child understand that Jesus is not only a guest but also a friend of the family

Values for Life

1. Always welcome Jesus into our lives.
2. Remember that Jesus wants our friendship, not just our services.
3. Family prayer, and prayer time by yourself, is needed everyday.

Bible Reading: Luke 10:38-42**Preparation**

Once upon a time, a man heard a knock at his front door. When he opened the door, it was Jesus. He was shocked that Jesus was going to spend time in his home. He was also very happy! He took Jesus up to his spare bedroom. It was already clean and ready for a guest. He told Jesus that the room was his as long as he chose to stay. Then he said that he would be there if Jesus needed anything.

That night the man prayed and went to sleep. He had scary dreams all night. In the dreams, bad people were running after him. In the morning, He was surprised. He didn't think he would have any bad dreams with Jesus staying in his house. He did not talk to Jesus about it when they were eating breakfast.

The next night, the man asked Jesus to stay in his guest room for as long as he needed. That night, the man had bad dreams again. He knew some evil spirits were sending the dreams. He did not think Jesus would let them do this!

The man spent the whole next morning fixing a nice meal for Jesus. Then he sat down to eat with Jesus. The man said, "Jesus, I have asked you to stay in my home. I made a room ready for you. I have

taken care of you with the best welcome I could give you. Why do you let all these evil spirits trouble me every night?"

Jesus told him, "My son, you only made me the master of your spare room, not your house. No spirits have entered that room while I have been there."

"Oh My Lord, "the man cried, "I did not understand this! Be the master of my whole house!"

Do you have good friends at school? Do you invite them for dinner? Do you feel happy visiting friends? Today let us learn about a family with whom Jesus chose to get rest and comfort. Cut use digression

Bible Learning: Main Ideas

In a town called Bethany, there was a family with two sisters and a brother. Their names were Martha, Mary, and Lazarus. We do not know about their parents. They might have died before the story in the Bible.

Mary, Martha, and Lazarus loved God. They also loved each other very much. They were a happy family. They took care of each other. They also loved and shared with others. They liked to invite others to their house to give them food and rest. Jesus and his disciples came to visit on the way to Jerusalem. Lazarus and his sisters liked Jesus very much. More than anything, they liked his stories and his advice.

Jesus loved Lazarus, Martha, and Mary. Martha liked to cook good food for Jesus. Mary liked to sit at Jesus' feet and listen to the stories in the scripture. One day when Jesus was there, Martha was very busy. She was working to fix the food and make things nice. Mary was listening to Jesus.

Martha said, "Jesus, don't you think Mary should help me?"

Jesus said, "Martha you are busy and worried. There is only one thing we need. Mary has made the best choice."

Jesus was telling Martha that spending time with him is more important than working. They all had a happy time together. Jesus was a good friend who comforted them in their sorrows. Lazarus's family gave Jesus food and rest when he came tired from his long journey. Jesus wants to be your friend. He is able to comfort you and guide you in your life.

Bible Learning: Strategies & Activities

Answer the following questions

1. Who were the members of the family in Bethany?
2. Where was their house located?
3. Who cooked tasty food for Jesus?
4. What was Mary doing while Jesus was at her home?
5. What should we do to make Jesus our family friend?

Activity

Ask the students what they would do if they were driving along the road and saw Jesus asking for a ride. After they say what they would do, ask them why they would do that. Most kids will have a generous, innocent reason for what they have chosen. The correct response is that the person should let Jesus drive the car, and get in the passenger seat. Let Jesus take you where He wants you to go.

Bible Application

How many of us invite Jesus into our lives on Sunday, but forget about him the rest of the week? Jesus just wants to be our best friend, and He will never leave us when we need Him.

Jesus also wants to spend time with our families. Did you know that Jesus lives in each of our hearts? When we spend time with our parents, brothers, sisters, or cousins, Jesus is happy because you are bringing His love closer to each one of those people. They are also bringing His love closer to you.

It is important to take care of your responsibilities in this world, but remember to focus on the Lord when you are in His presence. This is what Martha forgot to do. Mary just wanted to spend time with Jesus, because she treasured that time. Martha also loved Jesus, but she wanted to serve Jesus and not get to know Him. Do not get so caught up in doing work for the Lord that you forget the Lord himself!

If you take the time to notice, you will see that Jesus makes many attempts to enter our lives every day. Even if you have invited him into a part of your life already, He wants to be with us in all areas of our lives. Whenever we see someone that needs help, or when we thank God for something as simple as a sunny day or a flower, we

are inviting Jesus to share that moment with us. Nothing can make him happier!

Jesus loves those around us too. Sometimes it is easy to get mad at people who do not invite Jesus into their lives the same way you do. Remember, though, that what Jesus wants is your friendship. Just because someone does more or less than you do does not mean that Jesus likes him or her more or less than you. Although it is important to serve Jesus, remember that spending time with Jesus is more important.

One of the best ways to spend time with Jesus is during prayer time. Those times are special because you get to talk with Jesus as two best friends do. Jesus also loves this time the best! It is also important, though, to pray to Jesus with your family. Remember that the Bible says whenever two or three people get together to pray to Jesus, he joins them. All families have at least two people, so Jesus promised that He would join everyone during family prayer. Make sure you make some time to pray together as a family every day, and Jesus will always join you! Cut

Life Response

Open your heart to Jesus and invite Him to stay. When he enters, don't spend so much time preparing a place to stay that you forget to spend time with Him!

Memory Verse: Luke 10:42

"... but only one thing is needed. Mary has chosen what is better and it will not be taken away from her."

Prayer

Dear Jesus, I pray that our friendship continues to grow as long as I live, and I live in your house forever. I want to look up to your face, and find you in my heart. Help me to let you lead my life, and forgive me for all the times I have made you feel sad.

In Jesus name, Amen.

Lesson 13: Jealousy – Breaks Relationship

Dear Teacher:

In this lesson we continue to study God's purpose for his world and his people. God desires us to have a close relationship with him. He also wants us to love and support others. In the story of Joseph and his brothers, we see how jealousy breaks relationships and keeps us from living as Christian children. God gives each person the things he has. If we are truly thankful for God's goodness, we do not desire things that God gave to someone else. May God bless your students as they learn to trust and thank God for providing what is best for them.

Lesson Theme: Broken Relationship

Aim: To help the child understand how little things in life like being jealous can break relationship

Values for Life

1. God gives us all we need, so do not worry when someone has more than you.
2. Be happy when you think of all that you do have, rather than what you do not have.
3. Friendships are more valuable than all kinds of riches.

Bible Reading: Genesis 37:1-4

Bible Learning: Preparation

Ajay and Vijay were two men who did business on the same street. They would both stand at the entrance to their stores, seeming to want to greet their customers. But in fact, they were simply watching each other's store. If anyone came to Ajay's store, Ajay would look over at Vijay with a sense of pride. Vijay would get excited if someone came to his store too. After some time the two began to be jealous of each other.

One night, an angel came to Ajay. The angel said, "God has sent me to you. You can ask me for one blessing. It can be anything you want – fame, children, health, happiness – anything. There is only one condition. Whatever you ask for, Vijay will get double."

Ajay thought for a little while. Then Ajay made his wish. "I wish that one of my eyes would be blind!"

The angel laughed and granted his wish.

Jealousy can be like a terrible disease if it catches you. When you are jealous, you see everything in a different way from what it actually is.

This makes you do things a normal person would not do. Ajay was jealous of Vijay. Joseph's brothers were jealous of him. They were so jealous that when the time came they harmed themselves to obey the jealousy. Later on, they learned that no one wins when someone acts on their jealousy.

How do you feel when your sister or brother gets something better than you have? How do you react? Do you stop talking to her/him? Why?

All parents love their children. Children get gifts from their parents. When you get a gift, do you go and compare it with your brothers or sisters' gift? How do you feel when someone else's gift is better than yours is? Will you try to snatch it from them? Will you start fighting?

Bible learning main ideas

Joseph had eleven brothers, and out of all of them, their father liked Joseph the best. That didn't mean that Jacob disliked his other sons. He gave all of them more love than they could ever use. Still, the brothers became jealous of Joseph because they thought he received more love than they did. Because of this, they had a bad relationship with Joseph and risked losing love from their father.

In this story, we find that Jacob loved Joseph more than his other sons because he had been born when he was very old. He showed special love for Joseph by giving him a colorful coat. This made Joseph's brothers jealous. They hated Joseph. They made even plans to kill him.

Joseph's brothers could have loved him and appreciated his beautiful coat. It is by loving and appreciating the good things of others that we establish a good relationship with them. We do not have to be jealous of others. Jealousy may lead to more anger and fighting. Let us start loving and appreciating others instead of being jealous.

So what has God given you? He gave you friends, church, sunny days to play outside, and a warm bed to sleep in at night. There are many people who don't have any of these things. Do you want all of those people to be mad at you because you have more than they do?

Of course you don't. So instead, treat people who have more than you the same way you want to be treated.

Friends are some of God's greatest blessings. A friend is someone to laugh with, someone to share secrets with, and someone to help you when things are not going well. There is no treasure like a good friend. So when you feel jealous that someone has more than you, think about how much richer you both are since you are friends.

Bible Learning: Strategies & Activities

Answer the following questions

1. How many brothers did Joseph have?
2. Who was their father?
3. Why did Jacob love Joseph more?
4. Why did his brothers become jealous of him?
5. What will be our attitude when others get better gifts than ours?

Activity

Give the children slips of paper. Have the children each write down his favorite possession. Put all the slips of paper in a small container. Now explain to everyone that whatever they wrote down, there is only one of those things in the whole world. Have each of the children pick one of those slips of paper back up.

Go around the room and have the children explain if they liked what they picked or not. If the person doesn't like it, or doesn't understand it, perhaps ask the child who wrote that down to explain why they like it so much. Explain that by sharing these things with each other, both people benefit more than if only one person had something all to themselves. In addition, point out that though one child might have something that another child wants, everything started out as something that somebody really wanted.

Bible Application

Jealousy is like a disease, and it can really hurt a lot. There is one good cure for jealousy. That is the grace of Jesus. When you feel jealous of someone, try counting your own blessings first. The other person may also be jealous of you!

The only way to stop those kinds of feelings is to pray for Jesus to show you how special you are to Him. He will give you enough grace to be happy for other people. You won't be jealous when something good happens to someone else.

Life Response

We all want to be rich. Just remember that the richest person is not the one that has the most, but the one that needs the least!

Memory Verse: Mathew 5:5

Blessed are the meek, for they will inherit the earth.

Prayer

Dear Jesus, Thank you for always being near me and blessing me with so many good things. Help me always to remember that no matter what someone else has, I have you and that is enough for me. In Jesus' name, Amen.

Lesson 14: *Accepting the Socially Isolated*

Dear Teacher:

In this lesson we focus on God's will in our relationships with the socially isolated. Jesus had compassion on lonely people. Jesus traveled all around during his ministry, and often ate with sinners and tax collectors and common people like us. He did not reject anyone because of his physical appearance, economic situation, wellness, or disability. May God bless your efforts and send the Holy Spirit to your class as you help them to love others the way Jesus does.

Lesson Theme: Reconciliation

Aim: To help the child to develop a positive attitude towards the people who are isolated in society

Values for Life

1. Jesus loves everyone, regardless of their past or present circumstances.
2. Show the love of Jesus by taking care of the sick and suffering.
3. There is something special about everyone. It is your duty to share the love of Jesus by finding out what that special something is.

Bible Reading: Luke 17:11-19

Preparation

A storeowner was tacking a sign above his door that read "Puppies for Sale." Signs like that have a way of attracting small children, and sure enough, a little boy appeared under the storeowner's sign. "How much are you going to sell the puppies for?" he asked. The storeowner replied, "Anywhere from \$30 to \$50". The little boy reached in his pocket and pulled out some change. "I have \$2.37," he said. "May I please look at them?" The storeowner smiled and whistled and out of the kennel came a dog, which ran down the aisle of his store followed by five tiny, tiny balls of fur. One puppy was lagging considerably behind.

Immediately the little boy singled out the lagging, limping puppy and said, "What's wrong with that little dog?" The storeowner explained that the veterinarian had examined the little puppy and had discovered it didn't have a hip socket. It would always limp. It would always be lame. The little boy became excited. "That is the puppy

that I want to buy." The storeowner said, "No, you don't want to buy that little dog. If you really want him, I'll just give him to you." The little boy got quite upset. He looked straight into the storeowner's eyes, pointing his finger, and said, "I don't want you to give him to me. That little dog is worth every bit as much as all the other dogs, and I'll pay full price. In fact, I'll give you \$2.37 now, and \$0.50 cents a month until I have him paid for."

The storeowner countered, "You really don't want to buy this little dog. He is never going to be able to run and jump and play with you like the other puppies." To his surprise, the little boy reached down and rolled up his pant leg to reveal a badly twisted, crippled left leg supported by a big metal brace. He looked up at the storeowner and softly replied, "Well, I don't run so well myself, and the little puppy will need someone who understands."

Remember, we're all worth as much as each other...no matter what life has thrown at you don't ever let anyone tell you you're not as good as anybody else :-). Do not forget or neglect to extend hospitality to strangers -- being friendly, cordial, and gracious-- for by this, some have entertained Angels without knowing it.

Bible Learning: Main Ideas

Leprosy is a horrible disease. People with leprosy get big sores on their skin. Sometimes parts of the body tear off. In Bible days People who had leprosy had to stay away from others. When they walked in the street, they had to shout out that they were unclean. That way, other people would not come near them. At that time, leprosy was a deadly disease. Not only did it make people weak and sick in their body, but it also hurt their feelings. When someone got leprosy, the person had to go live by himself outside of town. People who got leprosy not only lost their health, but also their friends.

In today's passage, we find ten lepers meeting Jesus and begging him to have pity on them. Jesus told them to go show their sore places to the priest. The priest would tell them if they were well enough to go back in the town. On their way to the priest, the lepers all became clean. However, only one man came back to thank Jesus while others did not return.

We learn from the lesson that Jesus did not want people to suffer from diseases or to be left out. Jesus wanted everyone to be happy and loved. Jesus was always showing compassion to people who

were sick or suffering. Jesus always saw them as His children. He never rejected them.

Jesus loves everyone no matter what they look like on the outside. We should love everyone even the ones who are sick on the outside or inside. That is what Jesus did. Jesus met people that no one else wanted around because of their diseases He always made them feel special to be in this world. Shouldn't we try to do the same?

We should show special care when people are sick or suffering. Have you been sick with the flu before? It is not fun. Your throat might hurt, or you cough a lot. You can't go play with your friends. But our parents take care of us. They help us to feel better. We can't always heal sick people, but we can help them feel better. Sometimes a sick person will feel better just by hearing that you hope he gets better. He will feel better than if everyone left him alone.

We don't just spend time with sick people to help them feel better. Sick people are truly special to Jesus. Every person has a special talent that he wants to share with someone else. Won't you be like Jesus and be kind to someone who is sick and suffering? Jesus will help you find out what makes the person special.

Bible Learning: Strategies & Activities

Activity

Answer the following questions

1. What is leprosy?
2. How many lepers did Jesus heal?
3. How many of them came back to thank Jesus?
4. Why did Jesus heal the lepers?
5. What should we do to those who have no friends?
6. Where was Jesus going when He met the lepers?

7. Why did Jesus say that only a foreigner returned to give praise to God?

Activity

Bring in some old newspapers and magazines. Have all of the children cut out pictures of people who are sick or suffering, or draw and color pictures of sick people. Arrange all of the people onto a poster board in the shape of a cross. Have the children come close to the board and see if they can tell why the person is suffering. Then have the children move back about ten steps and ask them the same question. From that distance, they should only be able to see the cross. When we see people who are sick or suffering, all we should see is the cross before us and Jesus on that cross. You can give this cross to a local hospice or a children's hospital.

Bible Application

There are many people who are rejected from the main crowd because they are sick. In the time of Jesus, leprosy was a common reason for people to reject someone. People with leprosy looked scary, and no one wanted to be around them. What are some diseases that people have today that make others afraid to be close?

Sometimes, it does not even take a disease. Sometimes people are left out just because they are poor. People might be left out because they are a different color. Some people are rejected just because they are not as smart as other people are. All of these people need compassion from us. Jesus had compassion on the lepers. How can we have compassion? We may not be able to make a person well as Jesus did. But we can smile and be nice to people that we meet in our lives.

Life Response

Not everyone may be created equal, but we should try to treat all people the way we think Jesus would have treated them. If you see someone who is sick and sad because he is alone, ask yourself "What Would Jesus Do?"

Memory Verse: James 4:8(a)

Come near to God and he will come near to you.

Prayer

Dear Jesus,

You have always shown us your mercy in every situation. Help me to show that same kind of mercy to people who are sick and suffering. I

*want them to know that you love them, and I want you to use me to spread your love to them. I also pray that you have compassion on these people and heal them, if that is your will. Thank you Lord for hospitals and people who work there. We pray for lepers and others who suffer from various diseases. You are the one who heals us.
Amen*

Lesson 15: Watch and Be Ready

Dear Teacher:

In our final lesson under the theme: God's purpose for God's world, we will help the students to understand and prepare for the Lord's second coming. God has told us that no one will know in advance when the time is, but we should be ready. How can we be ready? We can continue to read God's word and learn about Him so that we will always trust in Jesus as our Lord. When we are close to Jesus, the Holy Spirit will fill us and help us to share God's love as a lamp shines in the dark. God bless you as you share your light with your students and they share theirs with you!

Lesson Theme: Eternal Purpose of God

Aim: To help the child prepare for the second coming of the Lord

Values for Life

1. Jesus will return to take us to His kingdom.
2. We must always be ready, because we do not know when He will return

Bible Reading: Matthew 25:1-13

Preparation

Have you attended a wedding? Have you waited for the bride and the groom to come? Do you get tired of waiting after a long time? Today we will hear about ten virgins who waited a long time for the bridegroom.

Bible Learning: Main Ideas

Jesus told a story to teach us how to be watchful and be ready to receive Jesus when he comes again. The story is about ten virgins who waited for the bridegroom to come. Some virgins were ready to wait a long time for the bridegroom to come, and brought enough oil. Others did not bring enough oil. They were not ready to wait. The foolish virgins ran out of oil before the bridegroom came. They left to buy more oil. While they were gone, the bridegroom came. Since they were not ready, the foolish virgins missed the wedding feast.

We know that Jesus is coming again. This is a promise written in the Bible. We hear this promise in the Church. In our Holy Qurbana service, during the Nicene Creed, we all say that Jesus will come back to judge both the living and the dead, and His kingdom will never end.

We do not know when Jesus will come. Some people may get tired of waiting. Jesus said we are the lights of the world. Our lamps must be

lit and bright when Christ comes. But we do not know when that time will be. It could be tomorrow, or next year, or in one hundred years.

If we are asleep and not ready, our lamps cannot be lit when Jesus comes. Only those with burning lamps will be able to go to the wedding feast. The wise virgins are the ones who believe Jesus saves them. They are members of the church. To be a wise virgin, we study the Word, pray, and ask Jesus to help us live clean and pure lives. Those who do not follow Jesus, or read His word, are like the foolish virgins.

As we wait for Jesus, it is important to be ready. The Holy Spirit is like the oil in the lamps. When the Holy Spirit gives us His power, our light of faith will not burn out. We will live as God's children. We will trust God, read the Bible, pray, and help others to know about God. This wedding feast is a happy time with the bridegroom Jesus.

Bible Learning: Strategies & Activities

Answer the following questions

1. Why did some virgins have to go out when the bridegroom came?
2. Why didn't the virgins who had oil share with the ones who ran out?
3. Why was the door shut after the bridegroom arrived?
4. How many virgins were there in the story? What did they wait for?
5. Why were some virgins wise? What did they do?
6. What did the foolish virgins fail to do?
7. What did Jesus want to tell in this story?
8. What do we expect when Jesus comes? How can we be ready?

Activity

Show the children a clear bottle full of water. Drop a little bit on the floor and ask them if there is more or less water left in the bottle. Of course, they will say less. Explain that every day you are going to take out just a little bit more water. Ask them whether it will be enough to last until Jesus comes.

Explain that even though we are using the water, we need to keep on filling it until Jesus comes. We can fill our lives with the Holy Spirit only if we always try to get closer and closer to Jesus.

Bible Application

It is more important to know and believe in Jesus than to do good things. The five virgins that were not prepared were not bad people. They thought that they would be able to get some more oil, or that the other virgins would let them borrow some, or maybe even that they had enough. They were wrong. That is why we say they were foolish. No one can believe for another person. We must each have our own faith. Let us learn to know and trust Jesus more each day. Then when He returns, we will be ready and waiting for Him!

Life Response

Try to change your thinking about serving God. When you are doing good things for God, don't become proud. Don't just follow the rules or try to get power. Do good things for Christ out of the love that Christ has put in you.

Memory Verse: Mathew 25:13

Therefore, keep watch, because you do not know the day or the hour.

Prayer

Dear Jesus,

I look forward to the day when you will return and take us to be with You. Help me, Lord, to be ready for that time. Accept everything I do as a gift to you, and help me show my light to the world so that others can see Your glory. In Jesus' name, Amen.

Part IV

God with God's World and God's People

Lesson 16: God Blessing Generations

Dear Teacher,

Lessons 16-20 are centered on the theme of God's World and God's People. God's plan of salvation through the Jewish nation began with His call to Abraham. Abraham waited a long time for the gift of a son. Abraham and Sarah must have loved their son very much. As a good father, Abraham gave his son whatever he needed. The entire Jewish nation began with Abraham. God blessed Abraham because he trusted and obeyed. May your students see your obedience to God's calling as you share the story of Abraham in this week's story.

Lesson Theme: History of Religion

Aim: To help the children understand that God will bless the obedient

Bible Reading: Genesis 22:1-19

Values for Life

1. Worshipping God is important in every circumstance.
2. God fulfils promises.

Preparation

A man was sleeping at night in his cabin. Suddenly his room filled with light. The Savior appeared. The Lord showed the man a large rock in front of his cabin. The Lord asked the man to push the rock as hard as he could. So the man pushed the rock every day. For many years, he pushed from sun up to sun down. The man's shoulders pushed the big cold rock. He pushed with all his might. Each night the man came home sore, and worn out. He thought that his whole day was wasted.

The devil saw that the man was sad and tired. He put thoughts into the man's mind. "You have been pushing against that rock for a long time. It hasn't moved at all. Why kill yourself over this? You are never going to move it." This made the man think that no one could do it. He thought he had failed. The man wanted to stop. "Why kill myself over this?" he thought. "I'll just put in my time, giving just the minimum effort and that will be good enough." That is what he

planned to do. Until one day, he decided to make it a matter of prayer and take his troubled thoughts to the Lord.

"Lord" he said, "I have labored long and hard in your service, putting all my strength to do that which you have asked. Yet, after all this time, I have not even budged that rock by half a millimeter. What is wrong? Why am I failing?"

The Lord answered gently, "My friend I asked you to serve. I told you to push against the rock with all your strength. You have done that. I never said that I expected you to move it. Your task was to push. Now after your strength is gone and you think that you have failed. But, is that really so?"

Look at yourself. Your arms are strong and muscled, your back is lean and brown, your hands are rough from pushing hard, and your leg muscles are big and hard. Because of hard work, you have grown much and your abilities now are greater than that which you used to have. Yet you haven't moved the rock. But your calling was to be obedient and to push and to exercise your faith and trust in My wisdom. This you have done. I, my friend, will now move the rock." There are many instances in the Bible where God has asked someone to do something. All of these men were asked to obey and now we remember them as some of the greatest heroes in Christianity. In our Bible story, we will read about a time God asked Abraham to do a hard thing.

Bible Learning: Main Ideas

God spoke to Abraham and Abraham listened. God blessed Abraham with many flocks of sheep. A *sacrifice* is a gift of something that you want or need because you love the other person. Abraham showed his love for God by sacrificing some of the best animals in his flocks. The animal would be placed on an altar. The animal would be killed and burned in worship to God. One day God called to Abraham. This time God asked him to go to Mount Moriah and sacrifice his son, Isaac. Abraham must have been sad. But he did not ask God why. He did not try to change God's mind.

Abraham and Isaac packed enough wood for a burnt offering. Some servants helped them carry the wood. After three days they saw the mountain in the distance. Abraham told his servants to wait there with

his donkey. He said that he and his son would come back after the worship.

Isaac carried the wood. Abraham carried the fire and knife. On the way, Isaac asked his father, "Where is the lamb for the burnt offering?" Abraham answered, "God himself will provide the lamb for the burnt offering, my son". Both of them went on together.

When they reached a high place, God told Abraham to stop. Abraham built an altar and arranged wood on it. He tied Isaac down on top of the wood. Abraham reached out his hand and took the knife to kill his son. But God's angel called out to him, "Abraham, Abraham, do not lay a hand on the boy". Then Abraham looked up. There was a ram caught by his horn in the bushes. God had provided the ram as an offering. Abraham untied Isaac and helped him down from the altar.

How happy he was to offer the ram as an offering instead of his son. God was pleased with Abraham because he trusted Him. God blessed Abraham. He promised that Abraham's children would be as many as the stars in the sky. God also promised that through them all the nations in the world would be blessed. God was saying that Jesus, His Son would come from Abraham's family.

Bible Learning: Strategies & Activities

Answer the following questions:

1. Why did God ask Abraham to sacrifice his son?
2. What did Isaac say was missing when he and Abraham went up to the mountain?
3. What did Abraham do when they first reached the place God told him to go?
4. What was used for the sacrifice instead of Isaac?
5. What did God promise to Abraham?

Activity

Find out the hidden things in the picture "The Sacrifice".

Bible Application

We live at a time when we have many things to trust. They include our wealth, job, family, friends, and others. Abraham was a wealthy man, but he obeyed God and showed his trust in Him. His life is an example to us.

Life Response

Let us trust God just as Abraham and others we studied in the Bible. You will be more content when you trust God. Your life will be happier when you do what He asks you to do.

Memory Verse: Psalms 22:4

In you, our fathers put their trust; they trusted and you delivered them.

Prayer

Lord of our fathers, help us to be thankful, obedient, and trustworthy to you. Amen.

Lesson 17

A Strange Road to Pass On

Dear Teacher,

In this week's lesson, you and your students will study an amazing event in the history of God's people. It was God's plan to free His people from slavery in Egypt and take them to the land of Canaan. Pharaoh could not stop God's plan. The Red Sea could not stop God's plan.

Find the Red Sea on a map and consider where the crossing could have occurred. Most scholars believe that the crossing took place near the Gulf of Aqaba, across the Strait of Tiran. This view, of course, supposes that God would have crossed at the shortest, easiest point as man may have done. Explain to the children that God, who created the earth, has the ability to do with the earth whatever He wants regardless of our understanding, which is why we term these events 'miracles'.

God's plan for all who believe in Jesus as their Savior is to free them from slavery to sin and death. God will not let anything stop His plan to give us eternal life in heaven. May you and your students be filled with joy knowing our God is able to accomplish all He plans.

Lesson Theme: History of Salvation

Aim: To help children understand that God will prepare the way for His people.

Bible Reading: Exodus 14:13-31

Values for Life

1. God will save his children from their enemies.
2. He destroys His enemies by his strong arm.
3. God will protect His children using the natural forces created by Him.

Preparation:

Have you ever seen a *miracle*? A miracle is wonder, something that only God can do. There are miracles that we don't notice that happen every day. The sun shines on the plants and they use the sun to make food in their leaves. Who makes that happen? God does. After a rainstorm, the sun shines through the clouds and makes a rainbow in the sky. Who makes that happen? God does. Sometimes when we are sad or scared we forget about all that God can do. We might think no one can help us. In today's story, God showed His people, the Israelites that He can do anything to save His people.

Bible Learning: Main Ideas

A long time ago, Israelites were slaves in Egypt. Pharaoh, the ruler forced them to work hard. They cried to God for help and God answered their prayers. God had chosen Moses to lead the people back to their land, Canaan.

At first, the King did not allow them to leave his country. Finally, he agreed and the people left. A very large group started their journey. There were six hundred thousand men and their families. They also brought along cattle and sheep. They came to a large lake called the "Red Sea".

By this time, the king had changed his mind. He sent his soldiers to bring the people back to Egypt. The Israelites heard the hoofs of Pharaoh's horses. Soldiers and the sea surrounded them. There was



no way to go. The people were scared. They cried to the Lord again. Moses asked them to trust in the Lord who brought them out of Egypt. God commanded Moses to lift his rod over the water.

At once, a strong wind blew and divided the waters. God made a dry road to pass with a wall of water on their right and on their left. The Egyptians began to follow them. After every Israelite was across Moses held his rod over the dry land. Then the sea returned to its place. As the walls of water closed on Pharaoh's army, all of them with their chariots and horses drowned. The Israelites saw the great hand of God. They sang songs of praise.

Bible Learning: Strategies & Activities

Answer the following questions:

1. What did Moses do to part the Red Sea?
2. What did Israelites do when the waters of the Sea parted?
3. How many people in Pharaoh's army survived when the Red Sea returned to normal?

Activity

- 1) Get a bag of cotton balls, and try to dye them blue if you have time before Sunday school. Spread the cotton balls out as if they are the water in the ocean. Ask the children to blow on the cotton balls so that a path is formed through the middle. If one child gets tired have the other children help. Explain that parting the Red Sea for God is as easy as blowing these cotton balls for them.
- 2) In the picture "God's People at the Red Sea" who holds the rod? What is on both sides of the dry land?
- 3) In the picture "Walking on Dry land" connect the dots.

Bible Application

Always trust in God. When you are following God, you can be sure that He will do whatever is needed to help you do His will. Remember that you may not always know where you are going when you follow God. You may not see the miracle you expected. But you can be sure that you did well if you followed His plan. Even when you do not notice, God provides all the miracles along the way.

Life Response

Never assume that God cannot use even the smallest grains of sand or the largest mountains to do His will.

Memory Verse: Psalms 91:11

He who dwells in the shelter of the Most High will rest in the shadow of the Almighty.

Prayer

Lord, help us not to grumble in our difficulties and opposition, but to call upon you. Amen.

Lesson 18

Jesus on the Cross

Dear Teacher,

This week we continue our lessons about God's actions in the lives of His people. Children are dazzled and excited by the stories of God's many victories in the lives of the patriarchs. It is important that they understand that these are not fairytales or super hero stories. The Bible has a main theme and God's love has particular goal. What is the central point of Christianity? God loved the world so much that He gave His only Son that the world through Him might be saved. Explain to the children the parallel between Abraham and Jesus on the question of sacrifice. Today we do not make sacrifices like Abraham and others did in the past. The reason is Jesus sacrificed himself on the cross in the place of animal sacrifice. The story of the Bible is the story of God's rescue of sinful mankind through the sacrifice of Jesus. God bless you and increase your knowledge of the truth as you use your gifts to share His grace with His children!

Lesson Theme: The fullness of life in Jesus Christ

Aim: To help children understand that Jesus redeemed us through His loving sacrifice.

Bible Reading: Luke 23:33-46; John 19:1-30

Values for Life

1. Jesus died on the cross to save us from our sins.
2. Jesus reconciled us with God through His death on the cross.
3. God sacrificed His son on the cross for our eternal life.



Preparation:

Neetha and Beena were sisters. They were very close, but they were not alike. Neetha always got into trouble by being mischievous. Beena was always nice and obeyed her parents. One day they were at home while their parents were at work. Beena stayed inside and read a book. Neetha decided to play with the car in the garage. It was fun pretending to drive. All at once, the car started! Neetha tried to back it out of the driveway. It was hard to steer. Crash! The car hit the side of the house and made a big hole. Neetha ran in the house crying. She was scared of what her parents would do. Would they punish her? She asked Beena what she should do.

Beena told Neetha just to wait in her room.

When their parents returned, Beena told them that she was the one who drove the car into the house while Neetha was inside. Her parents got very angry, and told Beena that since she could not behave she must clean the house every week until she learned to behave! Beena had taken the punishment for Neetha because she loved her.

Bible Learning: Main Ideas

God created people for a reason. He wanted to love them and care for them. He also wanted people to worship Him and love Him back. When Adam and Eve sinned, all the people after that were sinful. Sin was a big problem. Sin makes people die, and keeps them from living with God. God planned a way to save us. We could not save ourselves because we all sinned.

God told Abraham to sacrifice animals to show he was sorry for his sin. But God told Abraham and the others that He was going to send a Savior. It would take a special person to save sinful people. Only Jesus had been good to everyone throughout his life. He helped the poor, healed the sick, and told stories about God. Many people followed him wherever he traveled. He loved and blessed the children.

Jesus said that he was their king and God. He wanted the people to know God's plan. Some people did not like to hear about God's plan. They did not believe Jesus was God. They caught him and brought him before the judge.

Jesus was taken to Pilate, the ruler of the land, for trial. Pilate thought that Jesus was good. But people shouted, "Crucify him, crucify him". To make the people stop shouting Pilate punished Jesus. The soldiers ripped off Jesus' clothes. They whipped him with sticks and straps. They laughed and called Him a king. They made a crown of thorns and pressed it on His head. It hurt Jesus, but He did not say a word. Pilate let the soldiers crucify Jesus.

The soldiers took him to a hill, called Calvary. They forced Jesus to carry a heavy cross. The soldiers put Jesus on the cross with nails. The Romans usually punished bad criminals this way. Jesus forgave the people who hurt Him. He knew God was using this hurt to take away our sins.

Two robbers were on crosses in each side of Jesus. The robber on his right believed that Jesus was the Savior. He said, "Lord, remember me". Jesus answered, "Today you will be in heaven." Right before Jesus died on the cross He said, "It is finished." Jesus had finished the sacrifice for our sins. This was the plan God had made to save all the people in the world.

Bible Learning: Strategies & Activities

Answer the following questions:

1. How did Jesus live his life?
2. Why did some people dislike Jesus? How did they want Him to be punished?
3. What did the robber on the right ask Jesus and what was the answer?
4. What were the last words Jesus said on the cross?
5. Why did Jesus die on the cross?

Bible Application

Because we are human, we will always sin. We should try to stop sinning, and say sorry to God when we do sin. No matter how much we sin, or how badly we sin, we will always be able to come before God because Jesus died on the cross. God will always accept people who come to the cross to receive salvation through Jesus.

Life Response

Accept the sacrifice made by Jesus on the cross, and repent to receive forgiveness. The robber, who was on the right side of Jesus, gives us a good model to follow.

Memory Verse: John 3:16

For God so loved the world that He gave His one and only Son, that whoever believes in Him shall not perish but have eternal life.

Prayer

Our loving God, we thank You for giving us redemption of our sins and eternal life. Help us to trust You and follow You. Amen.

Lesson 19

The Power of the Spirit

Dear Teacher,

Jesus specifically instructed the disciples to wait until the Holy Spirit would come to them before beginning their ministries. This is a clear indication that just as the ministry was lead by Jesus while He was here on earth, the early church was lead by the Holy Spirit, and even now, the church continues to be guided by the Holy Spirit. It is never men who lead, but the Holy Spirit uses people to lead.

Because of the imagery used at the baptism of Jesus, the Holy Spirit is often represented as a dove.

Lesson Theme: Work of the Holy Spirit

Aim: To show that God strengthens us by His Spirit.

Bible Reading: Acts 2:1-13; 10:44-46

Values for Life

1. The Holy Spirit will descend on those who obey God.
2. There are no barriers for the work of the Holy Spirit.
3. We'll become brave and confident when the Holy Spirit descends on us.
4. The Holy Spirit is God's greatest gift.



Preparation:

Sometimes children play a game called “Follow the Leader”. The leader is the one in front, and everyone who follows must skip, run, or clap the same way the leader does. Children take turns being the leader. That way, there is always someone to lead.

When Jesus rose from the dead and was going back to heaven, His disciples worried that they would not have a leader. God did not make people the leaders of His church. Jesus promised that the Holy Spirit would come to lead His followers. Jesus will always be the head of His church. In our story today, we will hear how the Holy Spirit came to lead Jesus' followers.

Bible Learning: Main Ideas

Jesus rose from the dead on the third day after his crucifixion. After Jesus ascended into heaven, the disciples still came together to pray. Fifty days after Jesus was crucified there was a big religious event for the Jews, called Pentecost. At that time, thousands of people visited Jerusalem.

All the disciples were together on Pentecost for prayer. This is what Jesus had asked them to do. They gathered in the upper room of John Mark's house. It is the same place where they had the Last Supper with Jesus. Some believers from different places joined them.

Suddenly they heard a sound from heaven. It sounded like a strong gusty wind. The noise filled the house. There were tongues of fire on the head of each one in the room. This was a sign that the Holy Spirit had come to their hearts. At once, they all began to preach about Jesus. They spoke in different languages, which they had never known before. The Holy Spirit was telling them what to say. They understood the great things God had done. They knew Jesus would always be with them and lead them.

Bible Learning: Strategies & Activities***Answer the following questions:***

1. What did the disciples do regularly after Jesus ascended to heaven?
2. What was the festival that Jews celebrated after fifty days of Passover?
3. Where did the disciples gather on the day of Pentecost?
4. What did the rushing wind and the tongues of fire mean?
5. How did people from other lands hear the preaching of the disciples?

Activity

Trace this picture onto a sheet of paper, and color it. You can put it on the wall as a reminder that the Holy Spirit lives within you.

**Bible Application**

When the Holy Spirit came to the disciples, they were able to speak in different languages and other special abilities. Today also, the same spirit transforms people to do great things.

Life Response

Let us take more time to pray and to study the Bible. Then the Holy Spirit will guide us.

Memory Verse: John 16:13

But when he, the Spirit of truth, comes, He will guide you into all truth. He will not speak on His own; He will speak only what He hears, and He will tell you what is yet to come.

Prayer

Lord, give us the power of Your Holy Spirit. Help us to follow You as we live in this world. Like Your disciples, help us to speak fearlessly about Jesus. Amen.

Lesson 20
Repentance and Acceptance

Dear Teacher,

This week's lesson emphasizes the importance of commitment to Jesus Christ. Jesus used parables to teach many of the truths about God's kingdom. This parable is often called "The Prodigal Son". However, such a title is incomplete. The real theme of the story and perhaps a better title is "The Forgiving Father". The son was lost. He was disrespectful and unloving. He left home and wasted His father's money. That is not the whole story. He didn't have to starve. He remembered his father's goodness to his servants and realized that being a servant in his father's house would be better than his current situation. He was repentant but did not expect to be a son again. He only hoped to be a servant. He expected to earn his living.

However, the story still goes on. The son returned and to his surprise, his father forgave the unimaginable. Even though the son had rejected his father and family, the father welcomed him back. The story of our salvation begins and ends with God. God loves His children even when they sin. When we ask for forgiveness, God gives it freely without making us earn it, since Jesus paid the full price.

In Bible times, as well as today, this grace is amazing. Joyfully share this with your students!

Lesson Theme: Commitment to Jesus Christ

Aim: To show that God's forgiveness and grace lead to joy and commitment.

Bible Reading: Luke 15:11-32

Values for Life

1. We move away from God when we sin.
2. If we repent and confess our sins, Jesus will forgive us.
3. We should repent and ask God's forgiveness if we sin.

Preparation:

In Bible times, It was a custom for the sons to stay with their parents and take care of them when they were old. Just as the parents had taken care of the children, the children would respect their parents and live with them when they were old. After the parents died, the sons would receive their inheritance. Only a very bad son would leave his parents when they were old and needed help. Only an unloving disrespectful son would ask for his parents' money when they were still alive. Jesus told a story about a young man who did this terrible thing to his father.

Bible Learning: Main Ideas

Jesus told His disciples this story about forgiveness.

There was once a father who had two sons. But in this family, the younger son wanted to leave. He did not want to work for his father or follow his rules. So he asked his father to give him his share of the money early. He divided the property between them. The younger son took his money and went to a place far away from home. He spent all the money by his foolish living. Then a great famine came to the land. He did not have any food and became hungry. He wanted to earn some money by feeding pigs. He longed to eat the pigs' food but no one gave him anything to eat.

At that time, he began to think about his life back home. His father's servants had food to eat but he was starving. So he decided to go to his father and say he was sorry. He wanted to be a servant in his father's house instead of a starving son somewhere else. He knew that he was not worthy to be called a "son" because of his evil deeds.

So he returned home. His father saw him coming from far away. Filled with love the father ran and hugged his son. He asked his servants to bring the best clothes for him, put a ring on his finger and shoes on his feet. He planned a celebration because his lost son had returned. His son had been lost, and now he was found.

Bible Learning: Strategies & Activities***Answer the following questions***

1. What did the younger son do with all the money?
2. What kind of job did the son ask his dad for when he returned?
3. How did his father receive his younger son and how did they celebrate?

Bible Application

Like the prodigal son, there are people who waste their time, talent and money at all times. By leading a bad life, they hurt their parents, family, friends, and others. It is painful to God who cares for us like a father or mother. If we repent and change our ways of living, it gives happiness to all.

Life Response

Let us always try to say we are sorry for our sins each day when we pray. Because of Jesus, God forgives us and receives the sinner. We became *pardoned* or free from the penalty of our sin.

Memory Verse: Luke 15:10

In the same way, I tell you, there is rejoicing in the presence of the angels of God over one sinner who repents.

Prayer

Lord, we thank you for giving us pardon through Jesus Christ. Help us to forgive others who hurt us. Amen.

Part V
God's Work Among God's People

Lesson 21: Women in God's Work

Dear Teacher:

The next group of lessons addresses God's work among His people. This week we focus on the special love God has for women as well as men. At times in history this has not always been understood. Even in Biblical times, the Lord always showed favor to men and women alike.

Review the story of the creation of Eve, and the reasons why she was created. She was taken out of man, who was made in the image of God, so it is given that woman is also reflective of God. This is why God loves both man and woman equally. Remember also that both have their own strengths and weaknesses and responsibilities, which do not necessarily overlap. Explain to the children how we can cherish each others' strengths, forgive each others' weaknesses, and fulfill the personal responsibilities entrusted to us. May you have God's peace in knowing He loves you and will help you as you explain God's work among people in today's lesson.

Lesson Theme: God's Work in History

Aim: To help children understand that God uses women also as His instruments and that they are equal participants in God's work.

Values for Life

1. Both men and women can become participants in God's work.
2. Women became the bearers of the news of Jesus' resurrection.
3. They became the bearers of the Gospel because they loved Jesus.

Bible Reading: Luke 24:1-10; Matthew 28:1-10

Preparation:

On August 27, 1910, a little girl was born in Macedonia. When she was just twelve years old, God called her to become a missionary. She wanted to tell others about the love of Christ. At 21 she came to India and became a nun.

She taught at St. Mary's High School in Calcutta for 17 years. She was very sad when she saw so many people suffering in the streets. She began a school for the children in the slums. She had no money, but she prayed. God was with her. People gave money and helped her school.

Many people began to start schools like hers to help the poor children in other countries. This humble woman was known all over the world. Even people of other religions said she was a good woman. In 1979 she won the Nobel Peace Prize. Her name was Mother Teresa.

Bible Learning: Main Ideas

Jesus loves all of us equally. He loves men women and children. After Jesus rose, the first followers to see Him were women. All of His followers were anxiously waiting to see Him.

Mary Magdalene, Joanna, Mary the mother of James were the first women at the tomb. The women took spices with them. The tomb was like a cave. It had a large stone covering the opening.

The women did not know how to move the stone. What could they do? They did not know. When they came they found that the stone was rolled away. They did not find the body inside. They were surprised. They saw two men in shining clothes standing beside them. The women were frightened. But the men spoke kindly. They said. "Why do you look for the living among the dead? He is not here; he has risen!"

The women came back. They told all these things to the eleven disciples and to others. The others could not believe it. Peter got up and ran to the tomb. He saw the strips of cloth lying in the tomb.



Bible Learning: Strategies & Activities

Answer the following questions

1. Who were the women that went to the tomb of Jesus?
2. What did they carry with them?
3. What did they see when they reached the tomb?
4. Who spoke to them? What did they say?

5. Which of the disciples ran to the tomb to see if what the women said was true?

Activity

Required: Bible

Teachers will prepare a sheet with all the books of the Bible in one column and an empty space next to each book.

Have you ever wondered how often women are mentioned in the Bible? Today we will find out. Open your Bible to the first book and find the name of a woman in that book. Write down this name on the sheet given to you by your teacher. Then go to the second book and find another woman. Keep doing this for every book in the Bible. If you want, you can work together in teams.

Are you surprised at how many women played such important roles in the Bible?

Bible Application

Recognize the important role that women play in the Bible, in history, and in our lives. They have done just as much to share the love of Christ as men, and we should honor and respect them. Let us especially thank our mothers, grandmothers and the aunties that help to raise us, because that too is a ministry of Christ.

Life Response

Jesus rose from the dead. We believe in the risen Lord. He knows our needs and he cares for us. He wants us to love and care for others. Mother Teresa was a good example in showing God's love to others.

Memory Verse: Luke 24: 5b-6a.

Why do you look for the living among the dead? He is not here; he has risen!

Prayer

Jesus, we thank you for your great concern for us. We pray for all the mission work in the world, especially for the work of women in this field. Strengthen them to do your service. Help us to be your witnesses too.

Lesson 22: Fellowship with Other Churches

Lesson Theme: Wider Fellowship

Dear Teacher,

Even in Biblical times there were people who struggled with money and others who had plenty of it. The issues of that time related to how to share money among the various churches, and what happens when one church contributes much more than another one. We face similar issues still today. It is God's will that the Christians all join together as members of Christ's body to support each other in worshipping and serving God. May your students grow in their understanding of God's will for His church on earth.

Aim: To make the children understand that the people of other denominations are also fellow Christians.

Values for Life,

1. We should love and respect all denominations of Churches.
2. We should rejoice even in tribulation due to the faith in Christ and help those who are troubled.
3. By helping each other, we are able to create good relationships and help churches grow.



Bible Reading: 2 Cor. 8:1-7

Preparation

Does your church help anyone in need? How does your church help? There are parishes in our church that do not have enough money. They ask others for help. Does your parish help those parishes? There are churches which are generous and help others in need. Today, we are going to study about a church in Macedonia. Paul wrote about this church in his letter to the Corinthians.

Bible Learning: Main Ideas

Jesus Christ says that his followers are in one church. But there are many little churches on earth. Some have different places or languages. The Bible teaches that we are all parts of the same body, just like our hands and feet are all part of our own body. All of the different churches give glory to God. We should love those churches for their ministry.

There was a church in Macedonia, Greece which Paul visited. He noticed some good things in that church. The members were not very rich; but they were very good at giving. They saved and collected money to help other churches in need. It made them happy to give and share with other Christians. Nobody said they had to give money but they wanted to help. They wanted to give because they loved God.

The members of the Macedonian church had hard times because of their faith. They worked together as one group of Christians. St. Paul, the founder of early churches in Europe was thankful for the good deeds of this church. He wrote about it in his letter to the 2nd Corinthians. We can read the letter in the New Testament of our Bible.

Bible Learning: Strategies & Activities

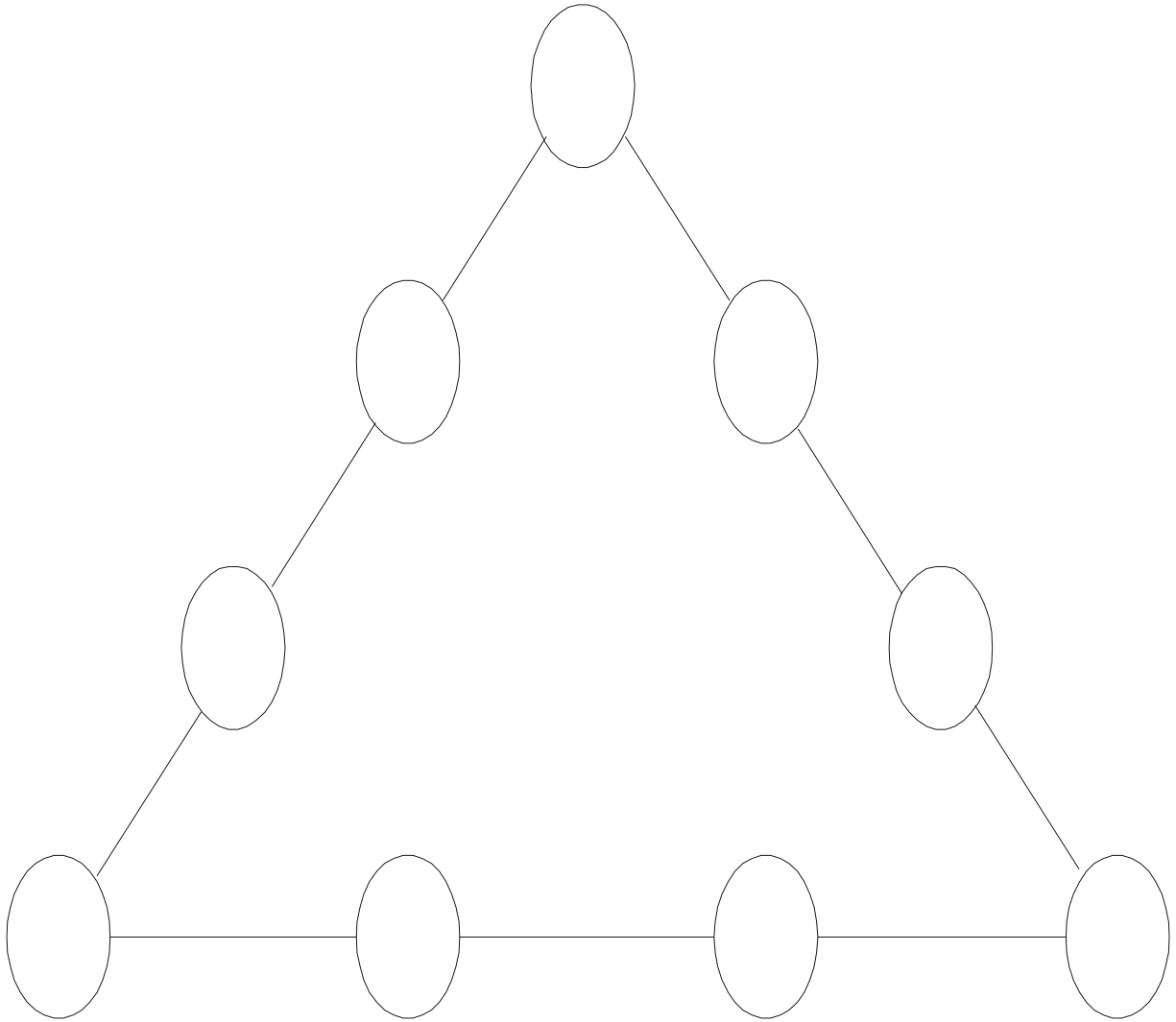
Answer the following questions

1. Who wrote the letter to the 2nd Corinthians?
2. Who is known as the founder of churches in Europe?
3. What were some of the good things that Paul noticed in the Macedonian church?
4. Why did the members of this church help others?
5. What are some of the good deeds that Mar Thoma church is doing?

Activity**Magic Pyramid**

Using only the numbers 0-9, place a number in each circle. You can only use each number once. Try to make each side (four numbers make up any side) add up to 17. There is only one right answer to this problem.

Notice that if you do not figure out this solution, one side will add up to more than another side. In the same way, our churches must contribute as much as they are able so that we can all share and participate equally in the ministry of sharing Jesus with the world.



Bible Application

We should always try to help our sister churches, so that they can grow in the Lord and help those around them. There are churches today which help other churches with money. The Mar Thoma parishes in North America help other churches in India. Also, American churches have outreach activities as part of their mission work to send people and money to poor countries. There are joint efforts of several denominations for service and mission work.

Life Response

As children we can collect money by selling candy and other things. Some Sunday schools send money to help do good deeds in this country or India. What can children in your class do?

Memory Verse: 2 Cor. 8:12

the gift is acceptable according to what one has, not according to what he does not have.

Prayer

Lord, help us to accept every kind of Christian Church and to be in loving fellowship with them. Help us to love and care for those in need without unfairness. In Jesus' name,

Amen.

Lesson 23 **Forgiveness of Sin**

Dear Teacher,

In this lesson our emphasis is on the importance of forgiveness in Christianity. The Bible shows us several examples of Christ's unfailing love and forgiveness to sinners. We know of Mary who washed Jesus' feet and was forgiven of her sins and the thief on the cross who was redeemed in the final moments of his life. These are stories the children have heard. May you joyfully share the good news of God's forgiveness through Jesus sacrifice' and help your students incorporate forgiveness in their daily interactions with others.

Lesson Theme: Foundations of Faith

Aim: To help the children understand that through the death of Jesus Christ all our sins are forgiven.

Values for Life

1. God will forgive all our sins if we repent before God.
2. Jesus Christ died on the cross to save all of us and the whole world from sins.
3. If we are in a loving relationship with Jesus, it will keep us away from sins.

Bible Reading: 1 John 1:8-9, 2:1-2

Preparation: What is sin? A sin is a bad thought or action that keeps us from being perfect. God is holy and perfect. Even one small sin keeps us from being holy and in friendship with God.

Bible Learning: Main Ideas

All people sin. What are some bad things we have done? Maybe we have disobeyed parents or had a fight. Maybe you said a bad word or told a lie. These are sins. Some sins seem small. No one remembers or finds out. But God knows about all of our sins.

There are other sins that people hear about. They are called crimes, because they are usually also against human laws. Even though God forgives all sin, crimes are usually punished in public. Crimes are things like stealing and killing. We do not all steal or kill. But sometimes we think about bad things. We might be hurt or angry. We could think about bad things too long. Then we might do bad things. All the bad things that we do or and even think are sins. Our sins keep us from God. As people we sin and move away from God. Our human ways are selfish.

God wants us to be good. In many ways we want to do good. There are people who help us. Parents, teachers and elders give us advice so that we can avoid the wrong and do the good. We can listen to the advice and make good choices. We can do our best.

However, we still are not holy like God. We are born with sin and can't make ourselves holy. God knew that. That is why Our Father gave us His only son to die on the cross for our sins. This act of love showed that He would always forgive us our wrongdoings. Christ forgives us so we must also learn to forgive others. Only Christ is perfect and doesn't need forgiveness. We are all imperfect and we all need forgiveness. In the Lord's Prayer in Matthew 6:12, Jesus said, "Forgive us our debts, as we also forgive our debtors." Giving forgiveness is a vital part of a Christian's life.

Do you know what judges do? When a person does something against the law he has to say what he did in front of a judge. The judge listens to the person's side of the story. Then he decides if they are innocent or guilty. If they are guilty they usually have to be punished. They might have to pay some money and maybe even go to jail!

God is our judge. His Son Jesus is the person who defends us. We all sin many times. One day God will ask us about those sins. If we ask Jesus to save us, He will remind God of His sacrifice. God will forgive our sins. We will not have to pay a fine, or go to jail! In fact, we can go to heaven and be with Jesus forever! This is why Jesus came down from heaven to die on the cross, and rise again.

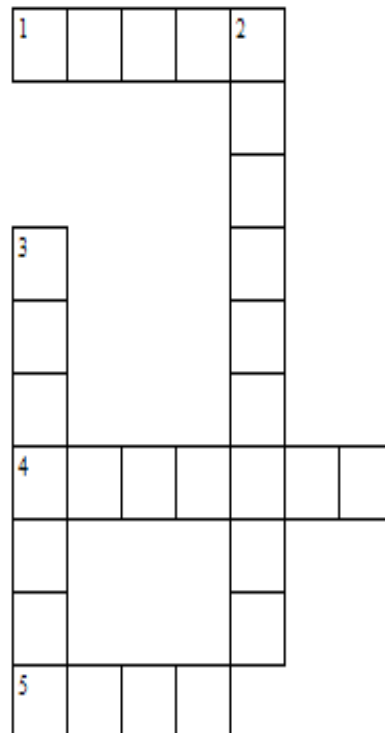
Bible Learning: Strategies & Activities

Answer the following questions

1. What are some of the wrong things that we do at home and school?
2. What are some of the good things that we do?
3. When do we ask others to forgive us?
4. Why did God send His only Son to the world?

Activity

Forgiveness

**ACROSS**

- 1 He saves us from our sin.
- 4 He is faithful and just and will _____ us our sins.
- 5 Christ died on the cross for our _____.

DOWN

- 2 God sent His son to the cross as the ultimate _____.
- 3 Another word for repent.

Figure 1

Bible Application

We are born as sinners into this world. There is nothing we can do to change ourselves. But we can try to turn away from sinful ways in our lives. Even if we try, we will still mess up. When that happens, remember to ask for forgiveness. If we confess with our hearts and mouths, our Father in Heaven will forgive us. When others ask us for forgiveness, we must be Christ-like and forgive them.

Activity

Read and discuss:

Caleb and Nicholas were two brothers growing up together. The brothers were just two years apart. They enjoyed playing and exploring their neighborhood together. Caleb and Nicholas shared everything. They were always together. Many people even thought they were even twins. Then the brothers started to grow apart. They did not play together as much. The brothers did not share as much as they used to.

When Caleb and Nicholas were older they were not close. They were against each other and fought over silly things. Each one tried to be better at things. They got angry and had fights. Instead of forgiving, they let the fights get worse.

One day, Caleb had a bad car accident. He could have died. He was hurt but only had cuts and bruises. Nicholas found out that his younger brother almost died. He cried and felt terrible. He knew that he loved Caleb. He didn't want to fight with him anymore. Nicholas asked Caleb to forgive him for the fights and arguments. Caleb knew that he had not told his older brother he that loved and looked up to him. So he too asked for forgiveness. After that, the brothers became close friends again.

Life Response

Let us remember to confess our sins and forgive others just as Christ forgives us.

Memory Verse: Matthew 6:14

For if you forgive men when they sin against you, your heavenly Father will also forgive you.

Prayer

Jesus, we thank you for giving us the forgiveness from our sins. Help us to remember that you are always with us as our friend. Help us to be forgiving to others, too.

In Jesus, name, Amen.

Lesson 24: The Hardened Heart of Pharaoh

Dear Teacher,

In this lesson, the children may naturally wonder how Pharaoh even had a chance, when God was the one who hardened his heart. However, when the story is further examined, Pharaoh first hardened his own heart. God is merciful, but His perfect will He will not wait forever for a heart to change. Humans have a choice whether to accept grace or not.

On the other hand, Read Romans 9. It describes the many times that history has not been shaped by man, but by God's promise. For example, Abraham had many sons. But the lineage of Israel was formed through Isaac, who was promised to Abraham by God. This shows that blessings are not given simply because of the man, but because of the favor that God bestowed upon a man. In the same way, God may take away favor to again accomplish His will.

As you explain the difficult teaching of God's will and human will, may you have the Spirit-filled words to strengthen your students in their resolve to seek God's will in their lives.

Lesson Theme: Hindrances to God's Work

Aim: To help the children understand that those who work against God's purpose will be punished.

Values for Life

1. God will punish those who don't obey the will of God.
2. God redeems his children from their trials.
3. We must be obedient to both God and man.

Bible Reading: Exodus 7: 1-25

Preparation:

Have you heard of a man in the Bible named Moses? God spoke to Moses one day when he was working as a shepherd. He was far away from his people. He did not want to go back and help them. God said that His people had been praying for help. They were being treated badly in another country. Moses trusted God to help his people. When Moses obeyed, God used Moses to save the people.

Bible Learning: Main Ideas

Once there was an evil king who ruled Egypt. His name was Pharaoh. He treated the Israelites as slaves. He gave them hard work but little food. In their suffering, the Israelites prayed to God. So, God sent Moses as their leader. God asked Moses and his brother Aaron to go to Pharaoh and ask him to allow the Israelites to go out of his

country. But Pharaoh did not let them go. So God told Moses and Aaron to do miracles to show His power. They put Aaron's staff in front of the king and it turned into a snake.

Next the Egyptian magicians did the same. However, Aaron's staff swallowed up the magicians staff. Pharaoh hardened his heart. He would not let God's people go.

Then God sent ten terrible plagues. Plagues are kinds of trouble. The first plague was the water of the Nile River turning into blood. The second plague was a large number of frogs filling the Egyptians' homes. After that, lice came and covered the people in the land. Next there were flies everywhere. Also a terrible disease attacked the cattle. Even after these five plagues, Pharaoh did not let the Israelites to go.

Another plague was big sores called boils on the people and animals. After that, God hardened Pharaoh's heart. God sent a bad hailstorm that killed more animals, people and crops. Pharaoh's heart stayed hard and he would not listen to Moses and Aaron. Even when God sent locusts to eat all the plants and darkness in the daytime, Pharaoh would never obey God.

Finally there was the last and most terrible plague of all. It was the death of the all the firstborn of animals and people. God protected Israelites from this plague. He told them to mark their houses with the blood of lamb. When the firstborn son of Pharaoh died, he was very sad. Finally, he let God's people go. Jews celebrate this event today. It is the Passover.

Bible Learning: Strategies & Activities

Answer the following questions:

1. Who was the evil king of Egypt? How did he treat the Israelites?
2. What did the Israelites do?
3. Who were the leaders of the Israelites? What did they do?
4. What did Pharaoh's do?
5. How did God punish the Egyptians? What were the first two plagues?
6. Why did Pharaoh change his mind? What did he do?
7. How do Jews remember this event today?

Story Time

One of the most wicked men in the history of the world was Adolf Hitler. This man was the leader of Germany during World War II, and was trying to kill all of the Jews because he thought they had caused all of the problems with the world. He also believed that people with blonde hair and blue eyes were better than all other people who did not look like that.

At that time Jewish people lived all over the world, and there were many who lived in Germany. When Hitler became the ruler of Germany he was very mean to all the Jews. He made all of them wear a star on their sleeve, and he made them live in very cramped areas in the cities. He did not give them much food to eat, or water to drink. He did not let mothers and fathers live with their children. He also killed many Jews in a lot of different ways. He was a lot like Pharaoh, who was mean to the Hebrews. The Nazi army that Hitler commanded killed so many people that we remember that time as the Holocaust.

But God heard the cries of his people, and brought the most powerful armies of the world against Hitler. The armies of the world defeated the Germans. They freed the remaining Jewish people. God gave the Jews the same Promised Land from Bible times back as the country of Israel.

Bible Application

Although sometimes it is hard to believe it, God always punishes those who do not obey Him. He may not do it today, or He may not do it in a way that everyone can see, but He always gives disobedient people a punishment. He also takes care of His children, and watches over them. This does not mean that bad things cannot happen to us, but we know that God will always shelter us from those bad things when they come. He has promised us that nothing can keep us from His love.

Life Response

We must let God punish His enemies in His way. We should not try to punish others on our own when we think someone has done wrong. Even when others cause trouble, God will carry us through our tough times.

Memory Verse: Proverbs 16:18

Pride goes before destruction, a haughty spirit before a fall.

Prayer

Lord, make us humble and obedient children. Help us not to harden our hearts against You or those You have sent to lead us. In Jesus' name,

Amen.

Lesson 25: Faith in the Midst of Suffering

Dear Teacher,

To really understand Job and relate it to our current life situation, understand the different types of responses that Job's friends gave him. These are extremely similar to the advice that friends give us today when some calamity falls on us.

Explain to the children that accepting and obeying the will of God does not always mean that our life will be without pain or suffering. It is during those times that our faith is tested. It is also during those times that our faith grows and God is glorified by our example.

There may be students in your class that are suffering in some way now. May your teaching encourage them to put their trust in God and have confidence in His care!

Lesson Theme: Response to Hindrances in God's Work

Aim: To help children to trust in God even in the midst of suffering and disasters.

Values for Life

1. Distresses and sufferings in our life help us to come closer to God.
2. We shouldn't lose our faith in God during distress. We should submit ourselves to the will of God.

Bible Reading: Job 1:13-22; 2:7-10

Preparation:

A little boy came in to his grandmother's house and started crying about all the horrible things that were happening in his life. He had gotten sick last week and could not play with his friends. Because he was sick he could not study and made an F on his test. Because he made an F on his test he could not play on the basketball team at school. Because all of his friends were playing basketball on the team, he had to walk home alone. Because he had to walk home alone, some big boys picked on him and gave him a black eye. And because he had a black eye all the little kids made fun of him. This was truly the worst thing that could happen to him.

His grandmother smiled and asked him if he wanted a snack. The boy nodded his head eagerly, as he knew his grandmother was a

great cook. Then the grandmother asked, "Would you like some raw eggs in a glass?"

"Yuck," said the boy.

"Would you like some cooking oil with some flour on top?"

"No, Ammachi!"

The grandmother pulled some baking soda out of the pantry and asked if he wanted that. The boy of course responded, "Ammachi, I want something good to eat!"

The grandmother then explained that none of these things was good by itself. But if you took all of these things together and mixed them, they made a very tasty cake. God works the same way. Sometimes we wonder why God would let us go through tough times, but remember that God knows that when He puts all of these things in just the right order, something really good will come out of it.

Bible Learning: Main Ideas

Once there was a man called Job who lived in the land Uz. He was faithful to God. He would not do anything evil in the sight of God. He was one of the richest men. He had a lot of cattle, sheep, and donkeys. He had seven sons and three daughters, and many servants.

Satan wanted to test him. Satan told God that if Job would lose all his wealth he would blame God. So Satan was allowed to test Job. The first messenger brought the news that all his cattle were taken away by the enemies. Another messenger came with the sad news that the sheep and the servants were destroyed in the fire. Finally, the most terrible news came. It was the death of all his sons and daughters. In this tragic situation, Job's answer was amazing. "The Lord gave and the Lord has taken away; May the name of the Lord be praised." In all this, Job did not sin by blaming God.

Some time later, Job was covered with sores. The sores were very painful. Job scraped his body with broken pottery. He sat in the ashes. Job's wife asked him to curse God. Job told his wife to accept everything from God with gladness. He told her it is wrong to complain when suffering comes.

Job's friends also made fun of him. Still, Job did not lose faith in the Lord. Finally God rewarded Job for his faith. God gave Job all

that was lost and even more. God gave Job riches and more children.

Sometimes we will have problems in our lives. Like Job, we should depend on God. God will give us strength to face those problems.

Bible Learning: Strategies & Activities

Answer the following questions:

1. Who was Job? What was his wealth?
2. How did Job suffer? What was his reaction when he suffered?
3. What did Job say when he lost everything?
4. What should do we do when we face problems in life?

Activity

Pretend you are the child in the picture below. In each of the bubbles list something very important to you. Some of these things could be your mother and father, your school, or even one of your best talents.



After you have filled in all the circles, the teacher will tell you that something horrible has happened. At that time you have to cross out a circle. Continue this until all the circles are gone. If all of these circles were really gone would you still believe in God? Why?

Bible Application

We will all go through struggles in our lives. Sometimes they will seem much harder than we have strength to bear. In those times remember that God is hoping that we will be faithful so we can see how good our lives will turn out. We should just accept His will and be faithful.

Life Response

Let us accept the good things and the bad things in our lives. May we be faithful to God all the time?

Memory Verse: Job 1:21

The Lord gave and the Lord has taken away; may the name of the Lord be praised."

Prayer

O Lord, when we face suffering in life, help us to stand firm in our faith in you. Amen.

Part VI

Our Mission in God's World

Lesson 26: Daniel – The Prayer Warrior

Dear Teacher,

Daniel was 80 eighty years old when he was appointed as one of the three administrators in the kingdom. As we read the story, we can see how Daniel stood alone despite the consequence of breaking the law. He stood firm in his faith and continued to pray as he always did. Our prayer lives might not be threatened by such events; however, they can very well be interrupted by our daily schedules. Are we standing firm in our determination to spend time with God? As Paul states, pray without ceasing. No matter what the situation is, pray!

Looking deeper into the story, we can see the power of prayer. Daniel's situation seemed hopeless as he was put into the Lion's den. However, God shut the mouths of the lions and kept Daniel safe. God is still able to shut the 'lions' in your life. Daniel trusted God and God saw him through his impossible situation.

We also can read about King Hezekiah who trusted God. Hezekiah prayed to God when the prophet of God told him about his death. When Hezekiah cried out to God, God heard his cry and added 15 years to his life. This brought deliverance and healing in his life. The same living God of Daniel and Hezekiah is still able to do "exceedingly and abundantly" for those who trust in Him.

Lesson Theme: Personal Values

Aim: To understand that the power of a Christian life is based on prayer.

Values for Life

1. The power of prayer is immense.
2. Prayer gives us strength and courage in all adversities.
3. We should be prayer warriors, praying to God daily.
4. We should share with others our faith that there is a God who listens to our prayers and helps us.

Bible Reading: Daniel 6:7-23; 2 Kings 18:1-5; Isaiah 38:1-5

Preparation:

Ask the students to imagine that they are in a zoo. They are to imagine that they have fallen into a cage of lions. The workers have gone home after working their long shifts, and they are all alone. All

they can hear are the growling sounds of the lions. Ask them to describe how they feel at this moment. (Give time to discuss their response.) You would probably call for help. Would you ask God to help you?

As we read the Bible, we can find many examples where God responded to the cries of his children. Today, we will study the ways that God answered a man named Daniel.

Bible Learning: Main Ideas

Many years ago, Israelites were taken from Jerusalem to Babylon. King Darius ruled Babylon. The king picked a few young men to help him rule the country. One of the officials was Daniel. He was faithful to God.

King Darius divided the kingdom into three areas. He put Daniel in charge of one area. Daniel was a good ruler. But his sudden rise to power brought many enemies. Daniel's enemies knew that Daniel believed in God. They knew that Daniel had the habit of praying three times a day. They planned to make Daniel get in trouble. They asked the king to proclaim that for thirty days no one should worship anyone else other than the king. If anyone disobeys, he will be thrown into the lion's den.

Daniel and other Jews had been brought to from Jerusalem to Babylon. They wanted to return to their land. When Daniel prayed he was disobeying the king's order. So the matter was reported to the king. The king was sad and he wanted to save Daniel. But he could not change the law. He had to put Daniel in the lion's den. The king said to Daniel, "May your God, whom you serve continually, rescue you." The king's men rolled to the mouth of the den and the king sealed it.

In the early morning, the king rushed to the lion's den. When the stone was moved, the king was happy. Daniel was alive! Then Daniel told the king, "My God sent His angels, and He shut the

mouths of the lions.” King Darius told the people that Daniel’s God was the living God. He commanded his people to worship the God of Daniel.


Bible Learning: Strategies & Activities

Answer the following questions:

1. How did Daniel come to Babylon?
2. Who was the king of Babylon? What did he do?
3. What was the proclamation?
4. Why was Daniel thrown in the lion’s den?
5. What did the king say?
6. What did the king do the next morning?
7. How was Daniel saved?
8. Whom did the king want the people to worship?

Activity

Help Daniel find his way out



http://www.kids-corner.info/myintouch/youth/maze_daniel_37209768.html

Bible Application

People are sometimes harmed because of their beliefs. There are people who will hold on to their beliefs even when there is trouble. There are others who will give up their faith. Daniel is a good model. How did Daniel know what he should say in his prayers?

Once upon a time, an achen was walking from his parsonage to church. As he was walking along the road, he heard a muffled sound coming from the bushes. He went over to look and was surprised to see a small girl kneeling on the ground and saying the alphabet. The achen smiled when he noticed that the girl had her hands folded and her eyes closed, and decided to wait quietly until she finished.

Finally, the little girl finished and was startled when she looked up and saw the achen staring at her. The achen asked her why she was kneeling there as if she was praying and simply saying the alphabet. The little girl replied, "I am just a small child, and do not know what I should say to God. So if I say all the letters, God will put them together for me into words because He already knows all my needs."

The achen smiled at the little girl and continued on to church. He knew that he already heard the best prayer of the day.

God knows our needs and we can pray to Him as a child talks to his mother and father. He will help us to know what to say and He will know what we need.

Life Response

Set apart some time each day to talk to God. Do not allow what happens to us to keep us from praying.

Memory Verse: Psalms 120:1

I call on the Lord in my distress, and he answers me.

Prayer

Our Lord, help us to stand firm when there is trouble or sickness. Help us to pray without stopping or giving up. Amen.

Lesson 27: Following in Faith

Dear Teacher,

Because of the sins of the Israelites, God handed them over to the Midianites for seven years. In order to survive this oppression, the people of Israel built homes in hidden places – away from the Midianites. Then they cried out to God to save them from this oppression. Upon hearing the cries of his people, God sent His angel to call a warrior who would save Israel from Midian. God choose a person, Gideon – from the weakest clan, least of his family, to do His work. In spite of Gideon's doubts and questions, God proved that one person plus God is a majority. We are all at times overwhelmed by a particular task. We not only doubt our abilities. We also may think God could have called a better person to serve Him.

May this study of Gideon remind you of God's power to reach your students through your efforts. Through your teaching, may your students have confidence to say, "Here I am, send me!"

Lesson Theme: Outreach

Aim: God calls people for his work. We should respond in the right way.

Values for Life

1. God calls us for his mission.
2. We might be weak, but all it takes is a willing heart and God's hand to strengthen us.

Bible Reading: Judges 6:11-22

Preparation

What are some ways you can help in our class? These are some of the helpers we need:

song leader

prayer leader

floor sweeper

paper passer

heavy things lifter

high things fetcher

quiet listener

snack server

birthday cake baker



Each person must volunteer for something. What will you volunteer to do? Are there some things that you don't think you can do? Which things will you not volunteer to do? Are you willing to try if someone will help you?

In today's story, we will learn about a time in the Bible when God called a young man to serve him. The young man didn't know how God could use one person for a big job. Since God promised to help him, the man was willing to go where God called him. That man's name was Gideon.

Bible Learning: Main Ideas

When the Israelites lived in Canaan, they had many enemies. One enemy was the nation of Midianites. The Israelites disobeyed God. To show the Israelites their sin, God allowed the Midianites to cause trouble for seven years. The Midianites invaded Canaan. They destroyed crops and killed the sheep, cattle and donkeys. So the people of Israel cried to God for help.

Gideon was a farmer. He was threshing wheat in a winepress. He too was afraid of the Midianites. The angel of the Lord appeared and encouraged him to fight against the Midianites. He gained strength when he heard God's word. He realized that God was with him. So with God's help, Gideon defeated the Midianites.

We may feel weak, shy and afraid to do God's work. Gideon was not sure what he could do either. Gideon listened to God and was willing to obey Him. God is stronger than fear. Gideon was sent to rescue the people who were living in fear.

God has called each of us too. He is always ready to work with us and strengthen us. We must listen to His call and obey Him. God will make sure His work is done.

Bible Learning: Strategies & Activities

Answer the following questions:

1. Who was Gideon? What did he do?
2. Who were the enemies of the Israelites?
3. Why were they afraid of the Midianites?
4. How did Gideon gain victory over the Midianites?

5. When God calls us, what should we do?

Activity

In smaller groups, talk about ways you could help in some mission activities. Some possible ideas are toy drives, clothing drives, collecting canned goods. Join together and pick one activity as a project for the class.

Write down what your class will do _____

What do you want to do for God? Write down what you want to do for God. Think of ways you can use your talents to bring glory to God.

Bible Application

When we come across hardships, we have a tendency to hide rather than face the situation. God wants us to take courage and face the problems. There are people today who work through difficulties and improve the conditions in society.

Life Response

Be obedient to God's call; trust in His promises.

Memory Verse: Isaiah 6:8

Then I heard the voice of the Lord saying, "Whom shall I send? And who will go for us?" And I said, "Here I am. Send me!"

Prayer

O Lord, we thank you for having called us even when we were weak. You are the one who will make us strong. You are the one who will not send us out alone. Help us trust your promises to save us.

In Jesus' name, Amen.

Lesson 28: A Life Dedicated to God

Lesson Theme: Role of Family

Dear Teacher,

Paul and Timothy were very close to each other. Remembering that Paul was called to be an apostle on his way to Damascus by Jesus himself, and that several books of the New Testament were written by Paul, all Christians accept that Paul was a man entrusted with the faith. Christians trust that he had good judgment regarding how he led the church and how he shared the Gospel. It is very interesting, then, to look closely at his relationship with Timothy.

He wrote two letters to Timothy that we use in our Bible, and he addressed Timothy in both as a dear son. He also sent Timothy to churches to be his representative to those churches, specifically asking him to be strong even though he was young. The relationship between Paul and Timothy is not of equal friends, but of a father and a son.

Aim: To help children to dedicate themselves to God.

Values for Life

1. The influence of the family was strong in the shaping of the faith of Timothy.
2. Family prayer and the study of the word of God is the basis of our faithful life.
3. We should give an example and witness in both the family and society.

Bible Reading: 2 Tim. 1:1-8

Preparation

Have you ever asked your parents or grandparents how they met? Would you be surprised to know that they probably only knew each other a little while before they were married? Have your parents ever taken you to visit your grandparents or uncles and aunts and cousins?

Families are God's idea. In a family, you have people to love you and teach you. Even when you are a grownup, a family shares your home and work. A family keeps you from being lonely. Our culture always gives a lot of importance to family even though your parents did not know each other well, they each knew about the other's family. It helped them to know whom God wanted them to marry.

Bible Learning: Main Ideas

Paul was a great missionary, an apostle of Christ chosen by God. Paul wanted other people to help him in serving God. During his travel he met a young man named Timothy. Paul loved Timothy very much. He praised Timothy's faith which was sincere. Timothy went with Paul in his missionary journeys. If Paul could not go somewhere, he sent Timothy in his place. Paul trusted Timothy who became a true disciple of Christ. The relationship between Paul and Timothy were not of equal friends, but of a father and a son. Paul wrote two letters to Timothy and they are part of the New Testament.

The Bible says that Timothy received his strong faith from his mother Eunice, a Jewess who married a Greek man. His mother had a great influence on Timothy. Timothy also received training from his grandmother, Lois. Paul wrote in the Bible that Timothy was sincere like his mother and grandmother. Timothy learned from his parents, and dedicated his life to God. He became one of the first great evangelists, who accompanied Paul on many of his missionary journeys.

Parents and grandparents help their children and grandchildren to learn about the family's faith. Your parents want you to know all your uncles and aunts and cousins. They want you to have good people around you.

One of the most important things that families do is help you know Jesus. Just as Timothy's mother helped him know Jesus, your parents want you to know Jesus too. They want you to give Him your heart. They can teach you how to use your time talents and money for Him. In this way, your family gives you the greatest wisdom and the greatest treasure.

Bible Learning: Strategies & Activities

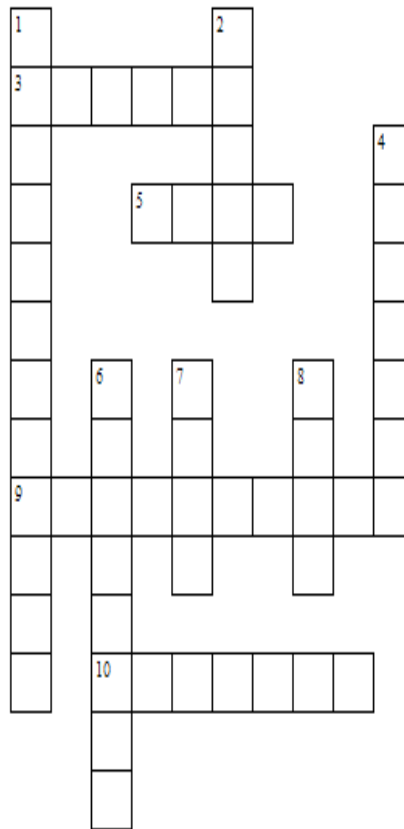
Answer the following questions:

1. Who was Timothy?
2. Describe the relationship between Paul and Timothy
3. Who was his mother? Who was his grandmother?
4. How did they train Timothy?

5. What are the two letters in the Bible that Paul wrote to his “son”?
6. Mention some of the things that we learn from our family.

Activity

Timothy the Evangelist



ACROSS

- 3 The mother of Timothy.
- 5 The apostle who wrote two letters to Timothy.
- 9 Someone who spreads the Good News of Jesus Christ.
- 10 The people who raise you.

DOWN

- 1 The section of the Bible where letters to Timothy can be found.
- 2 Our Savior, the Son of God.
- 4 The evangelist that Paul considered a son.
- 6 A person who follows the teachings of Jesus.
- 7 The grandmother of Timothy.
- 8 What your family should do every day together

Bible Application

Every person is touched by his family, so you can choose your friends wisely by seeing their families. You can also be thankful for all the things your family does to help you know Jesus. Children also can help to keep the home a happy place for the family.

Life Response

Dedicate your life to God and be a witness in your community.

Memory Verse: 2 Tim. 1:14

Guard the good deposit that was entrusted to you – guard it with the help of the Holy Spirit who lives in us.

Prayer

Lord, help us to become good Christian witnesses. Help our homes to be places where we learn to love and serve you. Amen.

Lesson 29: Caring for Others

Dear Teacher,

In primitive societies, like in the days of Abraham, a man with land often allowed his herdsmen to live on his land with him. As his flocks, herds and crops grew, he would share a little with more men who would work the land for him. These men were typically loyal to the landowner. In this case, even though the two landowners were of the same family, the men began quarreling because they wanted to make their master more prosperous.

Lesson Theme: Life Style – Self Emptying

Aim: To develop in the children the habit of caring and sharing.

Values for Life

1. Abram did not like breaking a loving relationship.
2. He gave priority to Lot in choosing land.
3. He gave priority to the will of God.
4. Though Lot was selfish, Abram went forward to help him.
5. We should also love and care for others without being selfish.

Bible Reading: Genesis 12:4; 13:1-11

Bible Learning: Main Ideas

Abraham started his journey from Egypt where he stayed for awhile during a famine, to the Promised Land. His nephew Lot was also with him. Both of them were moving with their families and cattle and other animals. They wanted to find pastures for their flock. Their servants began to fight for the best land to feed their animals. Abraham was troubled by their quarrels.

Abraham was a man who wanted to keep good relation with others. He did not want friendship to be broken. He would do anything to keep this bond even though it led to personal loss. So now, they decided to move in two directions by choosing two different lands.

Abraham offered the advantage and whole heartedness to Lot by giving him the choice to select whichever part of the land he wanted for his own flocks. He could have first choice and Abraham would take what he had left. Lot's only concern was to make sure he had the full advantage. This was a wrong step but looked around and

chose what pleased his eye, the best land in that place. The people around that place were bad people but Lot was not concerned.

Abraham on the other hand thought of paths where God could bless. He always asked God to guide him and lead him to what was right. He did not think of any personal gain. He did not want to hurt others. He cared for others. He loved others. He put the problem of theirs before him.

Later we find when Lot go into trouble, he did not say that he deserved it but prayed to God to save him from trouble. We should follow Abraham's example of caring for others better than our need.

Bible Learning: Strategies & Activities

Answer the following questions:

1. Who was Lot?
2. With whom did he start his journey? What kind of a man was he?
3. Why did they decide to separate?
4. Who got the advantage of making the first choice
5. What should be our attitude, when we make choices?

Activity

Try to find the following words in the word search below.

I	S	N	T	O	L	J	Y	J	G
E	H	E	H	B	L	K	O	L	K
N	A	G	C	H	Q	R	Y	M	Q
E	R	E	T	A	D	W	H	R	G
P	E	V	Q	A	Z	B	K	O	C
H	H	Z	N	S	E	R	E	F	L
E	L	X	T	T	M	O	I	H	S
W	M	H	H	M	A	R	B	A	T
A	E	E	N	A	A	N	A	C	N
E	L	C	Z	T	D	W	H	J	G

ABRAM
 BETHEL
 CANAAN
 JORDAN
 LOT
 NEGEV
 NEPHEW
 SHARE

Bible Application

In this world, we aren't always happy with what God has given us. For some reason we always want more. If we always want more, it will keep us from ever being content. Being content is like being full at the end of a good meal. Someone who is not content is like someone who is always hungry. Instead of wanting what God hasn't given us, we should be thankful for what God has given us.

A Time To Give Thanks, A Time to Share

In 1620, Pilgrims came and landed in America at Plymouth Rock. They arrived in America in December, and it was very cold. Many people died at that time because they were not ready for all the cold weather. During this first winter, many Native Americans came to help the Pilgrims get through the winter. The Native Americans taught the new settlers how to grow corn, and hunt deer. The Pilgrims probably would not have lived through the first year without the Indians sharing their skills with them.



The following spring, the harvest was very good. There were many vegetables that year, and the people saved enough food to make it through the winter. To celebrate the friendship of the Native Americans, a great feast was given for everyone. We remember this feast still today, as Thanksgiving. On this day, we remember how important it is to share with others.

What will you do this year to share something at Thanksgiving time?

Life Response

Let us always share all of our blessings with our family, friends and most importantly people who do not have much for themselves.

Memory Verse: Acts 4:32

All the believers were one in heart and mind. No one claimed that any of his possessions was his own, but they shared everything they had.

Prayer

Jesus Christ, we thank you for daily giving us your love. Help us to not to be selfish as we love and care for others in this world. Amen.

Lesson 30: Showing Kindness

Dear Teacher,

If a priest or Levite touched a dead person, he was considered unclean (see Leviticus 21:10-12). This may explain why the first two who passed were unwilling to help the man thought to be dead. Jesus taught that we should not concern ourselves with that when someone is in need.

Lesson Theme: Service

Aim: To instill in children the spirit to be a good friend to others and bring others to the love of Christ.

Values for Life

1. Jesus has kindness and consideration for others.
2. Above personal needs, it is God's will to help the needy.
3. Words and faith shall be expressed through sacrificial service.
4. We should help others in need, like the Good Samaritan.

Bible Reading: Luke 10:29-37

Jesus told many good stories to people who followed him. One of them is called the parable of the Good Samaritan. Through these stories or parables, Jesus taught people how to live. Jesus often said that He wants us to love our neighbors in the Sermon on the Mount. He even told us to love our enemies.

Bible Learning: Main Ideas

This is the story Jesus told loving our neighbors:

Once a man was going from Jerusalem to Jericho. Some robbers came and attacked him. They took his money and beat him up until he was half-dead. They left him bleeding on the side of road. The first person who came by was a priest. Instead of helping the beaten up man, the priest went on his way. The second person was a Levite, who also paid no attention to the helpless man. The next person was a Samaritan. He stopped and bandaged the wounds of the man and poured oil on him. Then the Samaritan took pity on him and took the man to an inn to take care of him. The Samaritan also gave money to the innkeeper for take care of the hurt man.

After the story, Jesus asked the people, "Which of the men who saw the wounded man was a good neighbor?" His followers answered, "The one who helped the man." The Samaritan helped the

person in need. Jews and Samaritans didn't like each other. Jews believed that God loved them more. The Good Samaritan helped a wounded man who may have been a Jew. In that case, the Samaritan might have been the wounded man's enemy. Instead of holding hatred against the man, he helped the wounded man in a time of need.

Bible Learning: Strategies & Activities


Answer the following questions:

1. Why did Jesus tell stories to people?
2. What did Jesus want to teach in the parable of the Good Samaritan?
3. Who were the first and second person who passed by the traveler?
4. Who was the third person? What did he do?
5. Who was a good neighbor?

Activity

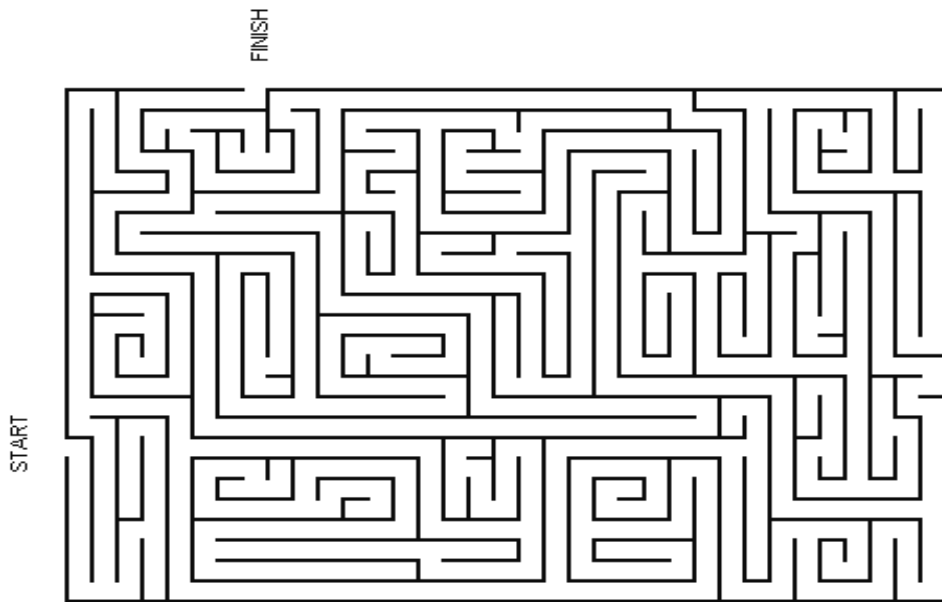
While the teacher or one student reads the story aloud, act out the story of the Good Samaritan. Do this at least twice. Let the ones who played the role of the Good Samaritan to tell what they think was in the real Good Samaritan's thoughts when he helped the wounded man.

It is sometimes hard to think of the right thing to do. If you were in the same situation as the priest, the Levite and the Samaritan, would you have an easy time thinking your way through a maze of decisions? Pick one of the puzzles to see if you can help these people figure their way out.




The Priest

The Levite



The Samaritan



Life is much easier when you try to be like the Good Samaritan!

Bible Application

We live in a world where people do not care for each other. Sadly, we have become more of a violent society. People are concerned about their own needs rather than the needs of others. The story of the Good Samaritan gives a good message to our world.

Life Response

When we have an opportunity to help someone, we should do it. That is what Jesus would have done. No matter what you are doing or what you are wearing, when someone needs our help that should become more important.

Memory Verse: Mathew 5:7

Blessed are the merciful, for they will be shown mercy.

Prayer

O merciful Lord, help us to be kind to others as you are to us. Help us to care for others the way the Good Samaritan did. In Jesus' name, Amen.